




Racine Police Department Annual Report 2005





Racine Police Department



Vision Statement

Provide an environment in Racine that is free from the fear of crime, where people enjoy a high quality of life, and the community can prosper.

Mission Statement

Deliver the best community oriented police services to the people of Racine. We will, in partnership with the community:

- *Prevent and deter crime.*
- *Enforce laws.*
- *Maintain order and safety.*
- *Solve problems.*
- *Be visible and accessible.*

Value Statement

We believe that:

- *The rights and freedoms guaranteed by the constitution are paramount.*
- *Cultural diversity is a strength for both the community and our organization.*
- *Our conduct must demonstrate professionalism and integrity.*
- *Teamwork and flexibility are essential to meet the changing demands placed upon us.*
- *Impartiality and fairness are fundamental to the enforcement of law.*



David H. Spenner
Chief of Police

The year 2005 was a year of change for the Racine Police Department, as many months were tragically marred by high profile violent crime. We faced budget restraints, a new year with a reduced work force, and we came to serve a community struggling with the pain from an aberrant wave of violent crime. However, the police department and the community worked together for solutions. We collectively saw success through improved communication and joint problem-solving measures necessary to address the underlying problems of crime in the city of Racine.

The year's events eventually fueled an expansion of our workforce. The department's manpower strength was raised to two hundred officers. As a result, there were 12 new officers hired in 2005. Due to retirements, several promotions were made, and the command staff was restructured to include four Division Commanders at the rank of Deputy Chief. The cover of this report displays photographs from some of our promotional and swearing-in ceremonies.

Crime did increase slightly during 2005. Overall, the increase remained small (1%), but we are especially focused on the increase in violent crime. In summer, we instituted immediate re-deployment of officers to the hours in which most violence is committed and re-evaluated our crime reduction strategies specific to the crimes we experienced. Some of those ideas were instituted in the fall, while work to implement the more complicated changes began so that different strategies could take place in 2006.

New technology brought about changes in our department in 2005. To reduce conflict and injuries to both officers and aggressive subjects, the department equipped our patrol officers with electron control devices know as "Tasers." We accomplished training and deployment before June and saw immediate positive results. The year end statistics bore out these results, in that we had reduced citizen complaints of excess force from 21, in 2004, to just 7, in 2005.

The Racine Police Department is a proud partner in the Community Re-Entry Program (CRP). The first full year of CRP saw a coordinator hired to run day-to-day operations. The program achieved highly encouraging outcomes. This program works to keep individuals returning from prison from re-offending. Initial findings indicate that the recidivism rate for participants in CRP is one-third of that of the national average.

The teamwork of our officers and employees in their commitment to control crime in this city are a great source of pride. As we look back on a difficult year, I find strength in our uncompromising tenacity to deliver the best community orientated policing services to the people of Racine.



Command Staff



Steven Hurley
Deputy Chief
Professional Standards
and Development



Dean Stanton
Deputy Chief
Investigations



Arthel Howell
Deputy Chief
Support Services



Thomas Christensen
Deputy Chief
Patrol



Shift/Unit Commanders



Jerry Baldukas
Lieutenant
Training



Robert Purdy
Administrative
Lieutenant



Kurt Wahlen
Lieutenant
Investigations



Carl Pavilonis
Captain
Investigations



Mark Schulz
Lieutenant
Technology



Carlos López
Lieutenant
Operations



David Smetana
Lieutenant
Internal Affairs



James Dobbs
Lieutenant
1st Shift Patrol



Raymond Knapp
Lieutenant
2nd Shift Patrol



Aldred Days
Lieutenant
3rd Shift Patrol

RACINE POLICE DEPARTMENT

Office of the Chief of Police
 Chief David H. Spenner
 635-7710

Public Information Officer
 Sgt. Macemon
 635-7772

Regency Mall Office
 Crime Prevention
 Officer Meyer
 598-4140

Crime Analysis Section
 635-7781

Support Services Division
 Deputy Chief A. Howell
 635-7808

Patrol Division
 Deputy Chief T. Christensen
 635-7804

Investigations Division
 Deputy Chief D. Stanton
 635-7759

Professional Standards & Development Division
 Deputy Chief S. Hurley
 635-7712

Technology & Research Section
 Lieutenant M. Schulz
 635-7720

Administrative
 Lieutenant R. Purdy
 635-7809

1st Shift
 Lieutenant J. Dobbs
 635-7805

2nd Shift
 Lieutenant R. Knapp
 635-7806

3rd Shift
 Lieutenant A. Days
 635-7810

Operations
 Lieutenant C. Lopez
 635-7807

Crimes Against Persons Unit
 Captain C. Pavilonis
 635-7785

Internal Affairs Section
 Lieutenant D. Smetana
 635-7717

Training Unit
 Lieutenant J. Baldukas
 635-7868
 Sgt. J. Polzin
 635-7869

Criminalists/Identification
 Crim. Yoghourjian
 Crim. Erdmann
 Crim. Scheef
 635-7747

Counter Section Manager
 J. Singer
 635-7750

Courts Section
 Off. D. Small
 635-7736

Evidence/Property Section
 Staff
 635-7739

Abandoned Vehicles Section
 R. Thompson
 635-7819

Sergeant Kupper

T.I. Bruzas

T.I. Trossen

T.I. Wadlington

Sergeant Maciejewski

Sergeant Maurer

Sergeant Scharping

Sergeant Esch

Sergeant Payne

Sergeant Rivers

Sergeant Schulz

T.I. Frost

T.I. Kelly

T.I. Stevens

Sergeant Weitzel

Sgt. Ashbeck
 Late 2nd

Sgt. Schneider
 Late 2nd

Sergeant Guardiola

Sergeant Koetting

Sergeant Toeller

Sergeant Wohlgemuth

Sergeant Zuehlke

Gang Unit Supervisor
 Sergeant Madsen
 635-7815

Gang Enforcement
 Investigators
 2 - 1st Shift
 2 - 2nd Shift

Neighborhood
 Offices

Beat Patrol

Special Investigations Unit
 Sergeant Boldus
 635-7732

Property Crimes Unit
 Lieutenant K. Wahlen
 635-7761

2nd Shift
 Investigations
 Sergeant M. Polzin
 635-7760

Policies & Audits Section
 Off. Van Schyndel
 635-7727

Range Officer
 Off. Villalobos
 635-7726

October 14, 2005

Retirements, Resignations and Promotions

Retirements

Alan Baker
Jason Gorgen
Steven Hansen
David Marino
Joseph Mooney
Joseph Moravchik
Robert Mozol
David Tianen

Resignations

Hendriel Anderson
John Finnigan
Frank Johnson
Heather Ostrowski

Promotions

David Kelly to Traffic Investigator
Jody Rogers to Investigator
Timothy Koetting to Sergeant
Richard Rivers to Sergeant
Richard Toeller to Sergeant
Charles Weitzel to Sergeant
Alan Baker to Deputy Chief
Thomas Christensen to Deputy Chief
Arthel Howell to Deputy Chief
Steven Hurley to Deputy Chief
Dean Stanton to Deputy Chief

Gary Becker Mayor of Racine




Police and Fire Commissioners

Marie Black
Dorothy Constantine
Charles Johnson
Keith Rogers
Van Wanggaard

Aldermen

- | | |
|----------------------|-------------------------|
| 1 Keith Fair | 8 Q. A. Shakoore |
| 2 Cherri Cape | 9 Pete Karas |
| 3 Tim Hermes | 10 Thomas Friedel |
| 4 Jarvis Finley | 11 Gregory Holding |
| 5 David L. Maack | 12 John M. Engel |
| 6 Sandy J. Weidner | 13 James T. Spangenberg |
| 7 Raymond DeHahn | 14 Ronald D. Hart |
| 15 Thomas M. Sollman | |

2005
Statistical
Summary





Part One Crimes Reported & Part One Crimes Clearance Rate

Violent Crimes Reported

| | 2005 | 2004 | 2003 | 2002 | 2001 | 2005 vs. 2004 % |
|-----------------------------|------------|------------|------------|------------|------------|-----------------|
| Homicides | 16 | 5 | 3 | 3 | 4 | + 220.0 % |
| Rapes | 31 | 20 | 21 | 26 | 20 | + 55.0 % |
| Robbery | 241 | 228 | 205 | 226 | 340 | + 5.7 % |
| Aggravated Assaults | 102 | 94 | 87 | 152 | 245 | + 8.5 % |
| Total Violent Crimes | 390 | 347 | 316 | 407 | 609 | + 12.3 % |

Property Crimes Reported

| | 2005 | 2004 | 2003 | 2002 | 2001 | 2005 vs. 2004 % |
|------------------------------|--------------|--------------|--------------|--------------|--------------|-----------------|
| Burglary | 983 | 1,016 | 836 | 967 | 1,174 | - 3.2 % |
| Theft | 3,235 | 3,159 | 3,055 | 3,027 | 3,622 | + 2.4 % |
| Motor Vehicle Theft | 340 | 383 | 399 | 358 | 505 | - 11.2 % |
| Arson | 26 | 22 | 33 | 18 | 24 | + 18.2 % |
| Total Property Crimes | 4,584 | 4,580 | 4,323 | 4,370 | 5,325 | + 0.1 % |
| Total Part 1-Crimes | 4,974 | 4,927 | 4,639 | 4,777 | 5,934 | + 1.0 % |

Violent Crime Clearances

| | 2005 Cases Cleared | 2005 Clearance Rate | 2004 Cases Cleared | 2004 Clearance Rate |
|-----------------------------|--------------------------|---------------------------|--------------------------|---------------------------|
| Homicides | 7 | 44 % | 5 | 100 % |
| Rapes | 23 | 74 % | 19 | 95 % |
| Robbery | 78 | 32 % | 83 | 36 % |
| Aggravated Assaults | 81 | 79 % | 73 | 78 % |
| Total Violent Crimes | 189 | 48 % | 180 | 52 % |

Property Crime Clearances

| | 2005 Cases Cleared | 2005 Clearance Rate | 2004 Cases Cleared | 2004 Clearance Rate |
|--------------------------------|--------------------------|---------------------------|--------------------------|---------------------------|
| Burglary | 112 | 11 % | 99 | 10 % |
| Theft | 727 | 22 % | 768 | 24 % |
| Motor Vehicle Theft | 79 | 23 % | 136 | 36 % |
| Arson | 7 | 27 % | 4 | 18 % |
| Total Property Crimes | 925 | 20 % | 1,007 | 22 % |
| Total Part 1-Clearances | 1,114 | 22 % | 1,187 | 24 % |



Stolen Property - 2005

| Type of Property | Value of Property Stolen | Value of Property Recovered |
|------------------------------|---------------------------------|------------------------------------|
| Motor Vehicles | \$1,253,820.00 | \$ 1,184,550.00 |
| Televisions, Stereos, Etc. | 467,215.00 | 9,333.00 |
| Currency, Notes | 246,011.00 | 4,840.00 |
| Jewelry, Precious Metals | 192,779.00 | 3,265.00 |
| Office Equipment | 167,958.00 | 5,393.00 |
| Household Goods | 23,734.00 | 239.00 |
| Firearms | 30,740.00 | 1,160.00 |
| Clothing and Furs | 15,685.00 | 2,278.00 |
| Consumable Goods | 8,334.00 | 3,115.00 |
| All Drugs | 22,046.00 | 12,010.00 |
| Livestock | 15,879.00 | 300.00 |
| All Other Property | 726,441.00 | 55,186.00 |
| Total of all Property | \$3,170,642.00 | \$ 1,281,669.00 |

CITY OF RACINE SQUAD AREA MAP

Area # 01-2005

Violent Crime -28
Property Crime -388
Total Calls- 6,414

Area #06- 2005

Violent Crime -43
Property Crime - 624
Total Calls- 9,352

Area # 02-2005

Violent Crime -48
Property Crime -435
Total Calls- 8,292

Area #07- 2005

Violent Crime -23
Property Crime - 249
Total Calls- 5,998

Area #03- 2005

Violent Crime -30
Property Crime - 216
Total Calls- 4,897

Area #09- 2005

Violent Crime 21
Property Crime - 423
Total Calls- 6,174

Area #04- 2005

Violent Crime 44
Property Crime - 370
Total Calls- 9,244

Area #08- 2005

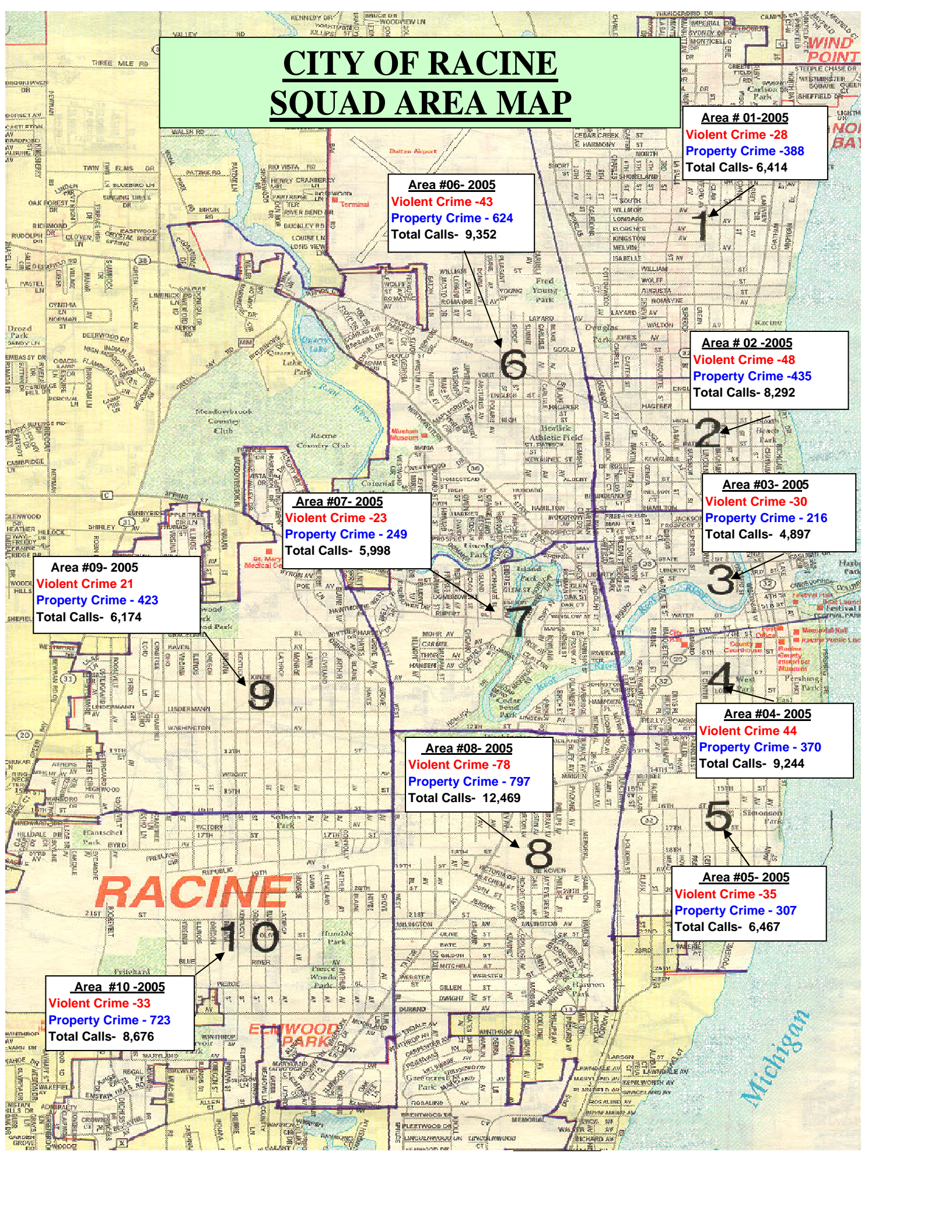
Violent Crime -78
Property Crime - 797
Total Calls- 12,469

Area #05- 2005

Violent Crime -35
Property Crime - 307
Total Calls- 6,467

Area #10- 2005

Violent Crime -33
Property Crime - 723
Total Calls- 8,676



City Of Racine
2005 Calls For Service Breakdown By Squad Area

| TYPE OF CALL | Squad Area 1 | Squad Area 2 | Squad Area 3 | Squad Area 4 | Squad Area 5 | Squad Area 6 | Squad Area 7 | Squad Area 8 | Squad Area 9 | Squad Area 10 | Squad Area 0 | TOTALS |
|------------------------|--------------|--------------|--------------|--------------|--------------|--------------|--------------|--------------|--------------|---------------|--------------|--------|
| HOMICIDE | 0 | 2 | 1 | 6 | 1 | 1 | 1 | 4 | 0 | 0 | 0 | 16 |
| RAPES | 6 | 5 | 0 | 2 | 5 | 4 | 1 | 4 | 0 | 4 | 0 | 31 |
| ROBBERY | 15 | 29 | 19 | 19 | 19 | 32 | 12 | 51 | 20 | 21 | 7 | 244 |
| AGG. ASSAULTS | 7 | 13 | 10 | 16 | 10 | 7 | 9 | 21 | 1 | 8 | 0 | 102 |
| VIOL.CRIME TOTALS | 28 | 49 | 30 | 43 | 35 | 44 | 23 | 80 | 21 | 33 | 7 | 393 |
| BURGLARY | 109 | 102 | 51 | 71 | 85 | 125 | 56 | 210 | 72 | 109 | 0 | 990 |
| THEFT | 252 | 287 | 139 | 259 | 193 | 457 | 162 | 533 | 334 | 583 | 47 | 3246 |
| AUTO-THEFT | 25 | 45 | 27 | 41 | 30 | 37 | 28 | 55 | 18 | 31 | 5 | 342 |
| ARSON | 2 | 2 | 0 | 2 | 0 | 7 | 4 | 3 | 2 | 4 | 0 | 26 |
| PROPERTY CRIMES | 388 | 436 | 217 | 373 | 308 | 626 | 250 | 801 | 426 | 727 | 52 | 4604 |
| TOTAL PART 1 TOTALS | 416 | 485 | 247 | 416 | 343 | 670 | 273 | 881 | 447 | 760 | 59 | 4997 |
| SIMPLE ASSAULTS | 98 | 139 | 68 | 127 | 124 | 196 | 105 | 177 | 66 | 147 | 59 | 1306 |
| FORGERY | 4 | 6 | 4 | 2 | 3 | 7 | 2 | 11 | 6 | 13 | 3 | 61 |
| FRAUD | 53 | 45 | 30 | 35 | 29 | 52 | 33 | 61 | 49 | 110 | 81 | 578 |
| VANDALISM | 2 | 1 | 0 | 1 | 1 | 0 | 0 | 3 | 1 | 0 | 0 | 9 |
| WEAPONS | 32 | 88 | 47 | 119 | 93 | 90 | 80 | 124 | 40 | 49 | 2 | 764 |
| SEX OFFENSES | 17 | 59 | 13 | 18 | 14 | 34 | 43 | 41 | 16 | 20 | 35 | 310 |
| DRUG VIOLATIONS | 49 | 116 | 46 | 109 | 72 | 99 | 58 | 125 | 28 | 38 | 6 | 746 |
| GAMBLING | 2 | 4 | 3 | 6 | 1 | 19 | 2 | 4 | 0 | 1 | 0 | 42 |
| OFFENSES.AGST FAM | 10 | 21 | 6 | 12 | 14 | 19 | 8 | 21 | 11 | 30 | 6 | 158 |
| BOMB CALLS | 0 | 0 | 0 | 0 | 0 | 1 | 6 | 4 | 2 | 0 | 0 | 13 |
| INVESTIGATION | 22 | 18 | 11 | 32 | 12 | 25 | 18 | 27 | 21 | 31 | 182 | 399 |
| DC | 54 | 76 | 24 | 65 | 97 | 153 | 63 | 122 | 45 | 69 | 1 | 769 |
| TRESPASS | 8 | 34 | 15 | 24 | 24 | 80 | 13 | 56 | 5 | 11 | 1 | 271 |
| CURFEW VIOLATIONS | 13 | 23 | 13 | 35 | 22 | 14 | 18 | 29 | 13 | 30 | 2 | 212 |
| RUNAWAY | 48 | 69 | 17 | 69 | 49 | 65 | 84 | 132 | 107 | 94 | 7 | 741 |
| ACCIDENTS | 395 | 279 | 246 | 365 | 257 | 436 | 295 | 667 | 504 | 706 | 20 | 4170 |
| ALARMS | 174 | 142 | 220 | 175 | 208 | 245 | 106 | 310 | 159 | 408 | 1 | 2148 |
| ANIMAL CALLS | 175 | 216 | 61 | 146 | 108 | 137 | 189 | 254 | 142 | 190 | 9 | 1627 |
| DAMAGE DEFECTIVE | 58 | 32 | 28 | 42 | 37 | 87 | 35 | 77 | 30 | 48 | 28 | 502 |
| DISTURBANCES | 1090 | 1713 | 681 | 1713 | 1107 | 1687 | 1091 | 1962 | 757 | 1434 | 75 | 13310 |
| FIRES | 58 | 49 | 24 | 35 | 36 | 69 | 33 | 90 | 57 | 65 | 0 | 516 |
| TROUBLE WITH KIDS | 204 | 314 | 133 | 221 | 185 | 336 | 292 | 395 | 147 | 195 | 4 | 2426 |
| INJURIES | 7 | 9 | 9 | 22 | 12 | 15 | 9 | 14 | 6 | 11 | 6 | 120 |
| LOST/FOUND | 84 | 65 | 49 | 87 | 44 | 75 | 31 | 97 | 76 | 94 | 126 | 828 |
| MISSING PERSON | 20 | 18 | 8 | 17 | 19 | 19 | 8 | 31 | 17 | 20 | 2 | 179 |
| OPEN DOOR-WINDOW | 28 | 12 | 15 | 11 | 8 | 10 | 18 | 35 | 26 | 25 | 0 | 188 |
| POLICE SER.REQ | 408 | 365 | 378 | 851 | 403 | 521 | 366 | 1107 | 490 | 630 | 397 | 5916 |
| PAPER SERVICE | 104 | 164 | 72 | 809 | 188 | 163 | 126 | 231 | 71 | 92 | 56 | 2076 |
| SUDDEN DEATH | 10 | 10 | 2 | 9 | 5 | 19 | 5 | 17 | 8 | 10 | 0 | 95 |
| SUICIDES | 1 | 1 | 0 | 0 | 2 | 2 | 0 | 1 | 4 | 1 | 0 | 12 |
| ATTEMPTED SUICIDE | 24 | 14 | 3 | 10 | 11 | 10 | 12 | 23 | 9 | 12 | 1 | 129 |
| TAVERN CHECKS | 3 | 20 | 5 | 1 | 3 | 4 | 3 | 9 | 2 | 3 | 2 | 55 |
| SUSP.ACTS | 403 | 576 | 269 | 513 | 355 | 469 | 396 | 752 | 405 | 504 | 14 | 4656 |
| VIOLATION.CITY ORD. | 751 | 809 | 795 | 1040 | 635 | 1209 | 599 | 1442 | 615 | 812 | 5 | 8712 |
| INFORMATION CALLS | 299 | 332 | 146 | 440 | 304 | 394 | 273 | 528 | 267 | 424 | 248 | 3655 |
| MENTAL SUBJECT | 51 | 31 | 18 | 36 | 72 | 46 | 38 | 51 | 187 | 58 | 10 | 598 |
| ABANDONED AUTOS | 90 | 134 | 66 | 173 | 123 | 138 | 106 | 160 | 85 | 121 | 0 | 1196 |
| INTOXICATED | 30 | 43 | 31 | 30 | 16 | 20 | 8 | 53 | 18 | 26 | 0 | 275 |
| TRUANCY | 7 | 14 | 3 | 10 | 61 | 311 | 41 | 185 | 10 | 6 | 0 | 648 |
| WORTHLESS CHECKS | 4 | 0 | 1 | 0 | 0 | 0 | 0 | 1 | 0 | 1 | 0 | 7 |
| TRO VIOL. | 18 | 24 | 2 | 20 | 20 | 15 | 17 | 37 | 19 | 27 | 6 | 205 |
| TRAFFIC VIOLATIONS | 491 | 1031 | 741 | 778 | 805 | 702 | 624 | 1061 | 611 | 591 | 44 | 7479 |
| SEARCH WARRANT | 7 | 35 | 9 | 57 | 41 | 17 | 22 | 41 | 13 | 16 | 7 | 265 |
| ASST.RR | 36 | 44 | 23 | 50 | 25 | 42 | 18 | 42 | 26 | 34 | 0 | 340 |
| FOUND CHILDREN | 8 | 7 | 4 | 6 | 3 | 5 | 3 | 3 | 2 | 5 | 0 | 46 |
| CRIM.AGST OFFICER | 1 | 4 | 1 | 5 | 3 | 2 | 0 | 8 | 2 | 3 | 1 | 30 |
| NON-CONSENT TRESPASS | 11 | 27 | 12 | 20 | 16 | 17 | 7 | 9 | 0 | 5 | 0 | 124 |
| ABDUCTION | 0 | 0 | 0 | 0 | 0 | 0 | 0 | 0 | 0 | 1 | 1 | 2 |
| FALSE 911 | 87 | 122 | 50 | 111 | 111 | 149 | 92 | 168 | 60 | 118 | 0 | 1068 |
| REC.STOLEN AUTO | 11 | 31 | 19 | 26 | 31 | 20 | 30 | 26 | 14 | 16 | 3 | 227 |
| WELEFARE CHECK | 136 | 130 | 67 | 119 | 80 | 114 | 80 | 173 | 140 | 137 | 9 | 1185 |
| ALL OTHER | 302 | 290 | 161 | 226 | 235 | 322 | 218 | 589 | 331 | 421 | 295 | 3390 |
| TOTAL MISC.CALLS | 5998 | 7806 | 4649 | 8828 | 6124 | 8681 | 5724 | 11586 | 5720 | 7913 | 1755 | 74784 |
| Total All Calls - 2005 | 6414 | 8291 | 4896 | 9244 | 6467 | 9351 | 5997 | 12467 | 6167 | 8673 | 1814 | 79781 |
| Total All Calls - 2004 | 7008 | 7928 | 5115 | 9663 | 6961 | 9205 | 6213 | 12675 | 6196 | 9066 | 2103 | 82133 |
| PERCENT OF CHANGE | -8.5% | 4.6% | -4.3% | -4.3% | -7.1% | 1.6% | -3.5% | -1.6% | -0.5% | -4.3% | -13.7% | -2.9% |

TOTALS INCLUDE UNFOUNDED CALLS



COP- REGENCY MALL CRIME TOTALS -YEARS 1995-2005

INCLUDES 5200 THRU 6099 DURAND AV

INCLUDES ONLY PROPERTIES WITHIN REGENCY MALL

| | 1995 | 1996 | 1997 | 1998 | 1999 | 2000 | 2001 | 2002 | 2003 | 2004 | 2005 |
|-------------------------------|------------|------------|------------|------------|------------|-------------|-------------|------------|------------|------------|------------|
| Homicides | 0 | 0 | 0 | 0 | 0 | 0 | 0 | 0 | 0 | 0 | 0 |
| Rapes | 0 | 0 | 0 | 0 | 0 | 0 | 0 | 0 | 0 | 0 | 0 |
| Robbery | 6 | 4 | 2 | 2 | 3 | 4 | 7 | 3 | 2 | 4 | 4 |
| Agg. Assaults | 0 | 0 | 0 | 0 | 0 | 0 | 0 | 0 | 0 | 0 | 0 |
| Violent Crime Totals | 6 | 4 | 2 | 2 | 3 | 4 | 7 | 3 | 2 | 4 | 4 |
| Burglary | 1 | 2 | 3 | 0 | 0 | 1 | 2 | 2 | 2 | 3 | 1 |
| Theft | 237 | 223 | 209 | 183 | 225 | 220 | 216 | 133 | 138 | 119 | 169 |
| Auto-Theft | 10 | 11 | 11 | 6 | 7 | 9 | 10 | 2 | 1 | 0 | 2 |
| Arson | 0 | 0 | 0 | 0 | 0 | 0 | 0 | 0 | 0 | 0 | 0 |
| Property Crimes Totals | 248 | 236 | 223 | 189 | 232 | 230 | 228 | 137 | 141 | 122 | 172 |
| Part One Crime Totals | 254 | 240 | 225 | 191 | 235 | 234 | 235 | 140 | 143 | 126 | 176 |
| Simple Assaults | 6 | 6 | 11 | 12 | 5 | 8 | 13 | 10 | 8 | 10 | 9 |
| Forgery/Fraud | 36 | 15 | 46 | 54 | 33 | 64 | 60 | 24 | 36 | 32 | 34 |
| Vandalism | 21 | 14 | 16 | 16 | 12 | 20 | 25 | 25 | 16 | 24 | 17 |
| Weapons | 7 | 7 | 3 | 3 | 2 | 2 | 3 | 1 | 3 | 4 | 4 |
| Sex Offenses | 2 | 1 | 2 | 0 | 4 | 2 | 2 | 3 | 1 | 1 | 0 |
| Drug Violations | 1 | 0 | 0 | 1 | 2 | 2 | 4 | 2 | 2 | 3 | 4 |
| Gambling | 0 | 0 | 0 | 0 | 0 | 0 | 0 | 0 | 0 | 0 | 0 |
| Offenses Against Family | 6 | 0 | 4 | 7 | 5 | 3 | 8 | 6 | 3 | 3 | 1 |
| OVWI / Drunks | 3 | 0 | 1 | 1 | 2 | 2 | 6 | 1 | 2 | 2 | 4 |
| Investigations | 2 | 3 | 8 | 4 | 3 | 8 | 5 | 8 | 0 | 2 | 1 |
| D/C | 4 | 1 | 2 | 1 | 2 | 2 | 12 | 1 | 3 | 10 | 3 |
| Trespassing | 4 | 1 | 2 | 5 | 10 | 6 | 10 | 2 | 2 | 4 | 3 |
| Curfew | 1 | 0 | 1 | 0 | 0 | 0 | 0 | 0 | | 0 | 1 |
| Runaway | 0 | 0 | 0 | 0 | 1 | 1 | 0 | 1 | 1 | 0 | 0 |
| Accidents | 61 | 78 | 85 | 70 | 80 | 158 | 175 | 76 | 81 | 70 | 62 |
| Alarms | 90 | 94 | 82 | 74 | 95 | 170 | 193 | 120 | 104 | 82 | 79 |
| Animal Calls | 0 | 2 | 1 | 6 | 2 | 4 | 8 | 7 | 4 | 2 | 4 |
| Bomb Calls | 0 | 1 | 0 | 0 | 0 | 2 | 3 | 0 | 0 | 0 | 0 |
| Damage/Defective | 0 | 0 | 0 | 0 | 1 | 1 | 4 | 0 | 3 | 2 | 0 |
| Disturbances | 59 | 28 | 61 | 63 | 73 | 79 | 86 | 82 | 69 | 49 | 80 |
| Fire | 5 | 7 | 3 | 3 | 6 | 12 | 7 | 10 | 7 | 3 | 2 |
| TWK | 8 | 4 | 4 | 4 | 5 | 6 | 12 | 11 | 6 | 5 | 2 |
| Injuries | 2 | 1 | 0 | 1 | 2 | 0 | 0 | 0 | 0 | 1 | 0 |
| Lost/Found | 9 | 4 | 5 | 9 | 6 | 22 | 26 | 14 | 11 | 18 | 14 |
| Missing Persons | 2 | 0 | 2 | 3 | 2 | 3 | 1 | 0 | 1 | 0 | 1 |
| Open Door/Window | 2 | 4 | 1 | 0 | 1 | 1 | 3 | 0 | 1 | 3 | 1 |
| Police Service Req. | 40 | 43 | 39 | 33 | 53 | 115 | 96 | 59 | 114 | 58 | 64 |
| Paper Service | 0 | 4 | 10 | 1 | 1 | 8 | 8 | 7 | 8 | 4 | 3 |
| Sudden Death | 0 | 0 | 0 | 0 | 0 | 0 | 0 | 0 | 0 | 0 | 0 |
| Suicides | 0 | 0 | 0 | 0 | 0 | 0 | 0 | 0 | 0 | 0 | 0 |
| Suicides Attempt. | 0 | 0 | 0 | 0 | 0 | 0 | 1 | 0 | 0 | 0 | 0 |
| Susp. Acts | 25 | 21 | 31 | 24 | 20 | 50 | 64 | 30 | 23 | 19 | 21 |
| Violation City Ord. | 23 | 9 | 10 | 10 | 9 | 55 | 82 | 23 | 19 | 28 | 24 |
| Information | 31 | 28 | 46 | 17 | 27 | 51 | 61 | 31 | 42 | 43 | 35 |
| Mental Subject | 0 | 0 | 0 | 0 | 1 | 0 | 0 | 5 | 0 | 2 | 1 |
| Worthless Checks | 0 | 5 | 0 | 0 | 7 | 6 | 1 | 0 | 0 | 1 | 0 |
| TRO Violations | 1 | 2 | 3 | 3 | 2 | 0 | 2 | 6 | 3 | 1 | 2 |
| Traffic Violations | 4 | 3 | 2 | 6 | 2 | 38 | 82 | 33 | 33 | 34 | 22 |
| Search Warrants | 0 | 0 | 0 | 1 | 0 | 0 | 0 | 0 | 0 | 0 | 0 |
| Abandoned Vehicles | 0 | 0 | 4 | 3 | 0 | 4 | 0 | 6 | 1 | 3 | 1 |
| Asst. Rescue | 14 | 8 | 2 | 0 | 1 | 11 | 4 | 7 | 3 | 3 | 4 |
| Found Children | 1 | 1 | 1 | 0 | 1 | 1 | 0 | 1 | 1 | 0 | 1 |
| Traffic Incident | 2 | 1 | 5 | 3 | 2 | 0 | 0 | 10 | 1 | 13 | 8 |
| Abduction | 0 | 0 | 0 | 0 | 1 | 0 | 0 | 0 | 0 | 0 | 1 |
| False 911 - Calls | 0 | 0 | 1 | 1 | 1 | 1 | 1 | 4 | 0 | 1 | 2 |
| Welfare Check | 1 | 0 | 1 | 0 | 0 | 0 | 0 | 6 | 8 | 12 | 4 |
| Recovered Stolen Auto | 1 | 0 | 1 | 2 | 0 | 2 | 3 | 2 | 0 | 1 | 0 |
| All Other Calls | 13 | 9 | 1 | 0 | 18 | 31 | 10 | 14 | 14 | 4 | 9 |
| MISC.CALL TOTALS | 487 | 405 | 497 | 441 | 500 | 951 | 1081 | 648 | 634 | 557 | 528 |
| TOTAL CALLS | 741 | 645 | 722 | 443 | 735 | 1185 | 1316 | 788 | 777 | 683 | 704 |



ML-KING & GENEVA ST. COP-CRIME T0TALS
1994 TO 2005
INCLUDES AREA 02-GRID U & X AREA 03- GRID -Q

| CFS-TYPE | 1994 | 1995 | 1996 | 1997 | 1998 | 1999 | 2000 | 2001 | 2002 | 2003 | 2004 | 2005 |
|-------------------------------|-------------|-------------|-------------|-------------|-------------|-------------|-------------|-------------|-------------|-------------|-------------|-------------|
| Homicides | 1 | 2 | 1 | 0 | 0 | 0 | 0 | 1 | 0 | 0 | 0 | 0 |
| Rapes | 0 | 0 | 0 | 1 | 0 | 1 | 2 | 1 | 1 | 3 | 1 | 0 |
| Robbery | 41 | 22 | 22 | 11 | 23 | 16 | 19 | 20 | 8 | 14 | 7 | 13 |
| Aggravated Assaults | 41 | 45 | 28 | 22 | 23 | 22 | 30 | 19 | 9 | 4 | 6 | 6 |
| Violent Crime Totals | 83 | 69 | 51 | 34 | 46 | 39 | 51 | 41 | 18 | 21 | 14 | 19 |
| Burglary | 52 | 46 | 42 | 32 | 48 | 37 | 41 | 40 | 29 | 30 | 34 | 43 |
| Theft | 106 | 85 | 71 | 96 | 65 | 66 | 64 | 46 | 62 | 71 | 62 | 84 |
| Auto-Theft | 37 | 23 | 33 | 28 | 26 | 27 | 19 | 14 | 19 | 28 | 20 | 13 |
| Arson | 11 | 2 | 0 | 0 | 0 | 6 | 1 | 1 | 3 | 1 | 1 | 0 |
| Property Crimes Totals | 206 | 156 | 146 | 156 | 139 | 136 | 125 | 101 | 113 | 130 | 117 | 140 |
| Part One Crime Totals | 289 | 225 | 197 | 190 | 185 | 175 | 176 | 142 | 131 | 151 | 131 | 159 |
| Simple Assaults | 127 | 101 | 99 | 64 | 52 | 77 | 38 | 87 | 75 | 58 | 76 | 51 |
| Forgery/Fraud | 3 | 6 | 21 | 9 | 10 | 9 | 11 | 13 | 9 | 7 | 14 | 12 |
| Vandalism | 117 | 97 | 138 | 117 | 66 | 79 | 62 | 83 | 93 | 73 | 56 | 60 |
| Weapons | 242 | 194 | 132 | 172 | 125 | 78 | 45 | 54 | 51 | 38 | 34 | 43 |
| Sex Offenses | 17 | 9 | 5 | 10 | 3 | 11 | 11 | 12 | 6 | 13 | 6 | 9 |
| Drug Violations | 69 | 63 | 48 | 72 | 93 | 60 | 115 | 227 | 97 | 34 | 21 | 28 |
| Gambling | 0 | 1 | 2 | 12 | 2 | 4 | 2 | 27 | 6 | 4 | 3 | 4 |
| Offenses Against Family | 21 | 13 | 14 | 18 | 6 | 12 | 11 | 8 | 11 | 6 | 6 | 4 |
| OVWI / Drunks | 16 | 23 | 20 | 19 | 2 | 6 | 15 | 1 | 14 | 16 | 20 | 18 |
| Investigations | 23 | 17 | 21 | 24 | 9 | 11 | 19 | 23 | 6 | 7 | 5 | 8 |
| D/C | 109 | 110 | 123 | 70 | 18 | 22 | 28 | 36 | 24 | 23 | 17 | 22 |
| Trespassing | 3 | 5 | 3 | 8 | 12 | 12 | 15 | 30 | 15 | 7 | 13 | 14 |
| Curfew | 16 | 19 | 10 | 10 | 6 | 4 | 8 | 20 | 19 | 13 | 7 | 5 |
| Runaway | 43 | 57 | 27 | 20 | 11 | 20 | 31 | 51 | 67 | 52 | 46 | 27 |
| Accidents | 157 | 155 | 155 | 125 | 131 | 116 | 150 | 149 | 140 | 130 | 143 | 138 |
| Alarms | 79 | 78 | 84 | 118 | 110 | 93 | 76 | 77 | 81 | 77 | 90 | 66 |
| Animal Calls | 65 | 64 | 49 | 60 | 100 | 71 | 90 | 70 | 58 | 53 | 60 | 68 |
| Bomb Calls | 0 | 1 | 0 | 0 | 0 | 0 | 0 | 2 | 2 | 0 | 0 | 0 |
| Damage/Defective | 17 | 17 | 16 | 16 | 21 | 22 | 22 | 16 | 26 | 27 | 11 | 19 |
| Disturbances | 945 | 794 | 691 | 605 | 535 | 584 | 588 | 614 | 634 | 511 | 528 | 516 |
| Fire | 41 | 36 | 19 | 21 | 20 | 15 | 17 | 21 | 17 | 20 | 18 | 19 |
| TWK | 195 | 162 | 128 | 142 | 101 | 103 | 127 | 166 | 126 | 126 | 88 | 79 |
| Injuries | 9 | 10 | 3 | 10 | 8 | 4 | 11 | 3 | 9 | 3 | 2 | 7 |
| Lost/Found | 46 | 36 | 30 | 26 | 26 | 33 | 35 | 17 | 21 | 19 | 15 | 13 |
| Missing Persons | 12 | 13 | 12 | 8 | 5 | 16 | 11 | 10 | 6 | 8 | 9 | 3 |
| Open Door/Window | 7 | 13 | 11 | 8 | 6 | 10 | 11 | 16 | 14 | 12 | 6 | 3 |
| Police Service Req. | 459 | 347 | 391 | 402 | 294 | 339 | 322 | 271 | 241 | 167 | 196 | 194 |
| Paper Service | 4 | 3 | 0 | 73 | 83 | 80 | 88 | 91 | 128 | 115 | 98 | 66 |
| Sudden Death | 1 | 2 | 1 | 2 | 3 | 1 | 4 | 4 | 3 | 1 | 0 | 1 |
| Suicides | 0 | 0 | 0 | 1 | 0 | 0 | 0 | 0 | 0 | 0 | 0 | 0 |
| Suicides Attempt. | 4 | 4 | 3 | 3 | 7 | 3 | 0 | 6 | 4 | 5 | 2 | 1 |
| Susp. Acts | 285 | 292 | 254 | 239 | 261 | 213 | 247 | 243 | 283 | 220 | 152 | 149 |
| Violation City Ord. | 514 | 623 | 726 | 784 | 402 | 335 | 369 | 351 | 271 | 257 | 247 | 245 |
| Information | 251 | 223 | 187 | 78 | 75 | 90 | 154 | 158 | 155 | 136 | 136 | 117 |
| Mental Subject | 8 | 6 | 2 | 5 | 3 | 1 | 3 | 9 | 14 | 12 | 10 | 14 |
| Worthless Checks | 5 | 1 | 0 | 0 | 1 | 0 | 1 | 2 | 0 | 0 | 0 | 1 |
| TRO Violations | 5 | 3 | 10 | 8 | 4 | 1 | 5 | 10 | 79 | 5 | 3 | 4 |
| Traffic Violations | 423 | 370 | 387 | 469 | 375 | 540 | 636 | 606 | 735 | 679 | 516 | 501 |
| Search Warrants | 5 | 11 | 7 | 7 | 3 | 3 | 25 | 8 | 5 | 6 | 1 | 9 |
| Abandoned Vehicles | 123 | 114 | 69 | 71 | 44 | 53 | 60 | 71 | 79 | 78 | 78 | 62 |
| Asst. Rescue | 131 | 85 | 28 | 14 | 26 | 19 | 17 | 27 | 14 | 8 | 11 | 18 |
| Found Children | 4 | 2 | 1 | 2 | 0 | 1 | 2 | 3 | 2 | 3 | 2 | 5 |
| Traffic Incident | 8 | 10 | 12 | 10 | 10 | 10 | 0 | 0 | 6 | 15 | 13 | 10 |
| Abduction | 0 | 0 | 1 | 0 | 0 | 0 | 0 | 0 | 0 | 0 | 0 | 0 |
| False 911 - Calls | 81 | 55 | 52 | 46 | 40 | 37 | 35 | 85 | 59 | 60 | 50 | 43 |
| Welfare Check | 30 | 27 | 19 | 35 | 31 | 9 | 0 | 0 | 29 | 34 | 34 | 31 |
| Recovered Stolen Auto | 24 | 14 | 26 | 31 | 18 | 14 | 38 | 31 | 23 | 21 | 19 | 18 |
| All Other Calls | 13 | 24 | 157 | 232 | 24 | 32 | 55 | 116 | 21 | 72 | 43 | 37 |
| MISC.CALL TOTALS | 4757 | 4310 | 4194 | 4276 | 3182 | 3253 | 3610 | 3925 | 3778 | 3231 | 2905 | 2762 |
| TOTAL CALLS | 5046 | 4535 | 4391 | 4466 | 3367 | 3428 | 3786 | 4067 | 3909 | 3382 | 3036 | 2921 |



1522 WEST SIXTH STREET COP-CRIME TOTALS FOR 1991 TO 2005

INCLUDES SQUAD AREA 07- GRIDS-O & Q

| | 1991 | 1992 | 1993 | 1994 | 1995 | 1996 | 1997 | 1998 | 1999 | 2000 | 2001 | 2002 | 2003 | 2004 | 2005 |
|--------------------------------|-------------|-------------|-------------|-------------|-------------|-------------|-------------|-------------|-------------|-------------|-------------|-------------|-------------|-------------|-------------|
| Homicides | 2 | 0 | 2 | 2 | 1 | 3 | 0 | 2 | 1 | 0 | 0 | 0 | 0 | 1 | 0 |
| Rapes | 0 | 0 | 0 | 0 | 0 | 0 | 1 | 2 | 1 | 1 | 0 | 2 | 2 | 2 | 6 |
| Robbery | 34 | 33 | 32 | 36 | 37 | 21 | 16 | 18 | 7 | 15 | 11 | 12 | 8 | 10 | 1 |
| Aggravated Assaults | 143 | 40 | 34 | 28 | 39 | 34 | 31 | 32 | 17 | 22 | 18 | 12 | 1 | 4 | 25 |
| Violent Crime Totals | 179 | 73 | 68 | 66 | 77 | 58 | 48 | 54 | 26 | 38 | 29 | 26 | 11 | 17 | 32 |
| Burglary | 107 | 80 | 69 | 54 | 32 | 44 | 37 | 36 | 56 | 60 | 51 | 42 | 29 | 43 | 25 |
| Theft | 164 | 118 | 117 | 128 | 101 | 113 | 128 | 95 | 89 | 103 | 143 | 93 | 92 | 86 | 83 |
| Auto-Theft | 87 | 41 | 21 | 29 | 28 | 51 | 30 | 14 | 22 | 34 | 27 | 17 | 10 | 31 | 19 |
| Arson | 3 | 5 | 2 | 0 | 3 | 1 | 3 | 4 | 4 | 1 | 2 | 3 | 2 | 3 | 1 |
| Prop. Crimes Totals | 361 | 244 | 209 | 211 | 164 | 209 | 198 | 149 | 171 | 198 | 223 | 155 | 133 | 163 | 128 |
| Part 1 Crime Totals | 540 | 317 | 277 | 277 | 241 | 267 | 246 | 203 | 197 | 236 | 252 | 181 | 144 | 180 | 160 |
| Simple Assaults | 101 | 181 | 144 | 135 | 115 | 97 | 103 | 70 | 81 | 70 | 92 | 89 | 73 | 59 | 59 |
| Forgery/Fraud | 6 | 5 | 3 | 2 | 5 | 8 | 11 | 9 | 9 | 6 | 12 | 11 | 17 | 14 | 22 |
| Vandalism | 195 | 160 | 101 | 94 | 81 | 132 | 98 | 105 | 107 | 117 | 131 | 110 | 89 | 74 | 87 |
| Weapons | 167 | 141 | 213 | 202 | 172 | 151 | 187 | 142 | 66 | 64 | 58 | 39 | 31 | 72 | 57 |
| Sex Offenses | 13 | 13 | 12 | 12 | 21 | 8 | 8 | 13 | 8 | 14 | 7 | 13 | 9 | 12 | 8 |
| Drug Violations | 1 | 6 | 29 | 65 | 46 | 46 | 73 | 69 | 33 | 42 | 47 | 35 | 29 | 38 | 30 |
| Gambling | 4 | 12 | 11 | 6 | 3 | 3 | 4 | 3 | 1 | 4 | 2 | 0 | 3 | 1 | 1 |
| Offenses Against Family | 10 | 14 | 24 | 30 | 18 | 17 | 21 | 8 | 13 | 9 | 18 | 6 | 7 | 9 | 7 |
| OVWI / Drunks | 0 | 5 | 13 | 14 | 21 | 18 | 13 | 0 | 19 | 30 | 28 | 1 | 1 | 12 | 6 |
| Investigations | 21 | 30 | 16 | 18 | 23 | 31 | 34 | 19 | 14 | 30 | 20 | 16 | 4 | 8 | 11 |
| D/C | 115 | 83 | 96 | 123 | 77 | 82 | 106 | 27 | 18 | 18 | 19 | 24 | 20 | 32 | 25 |
| Trespassing | 10 | 8 | 7 | 11 | 9 | 12 | 16 | 10 | 19 | 17 | 14 | 21 | 18 | 12 | 6 |
| Curfew | 4 | 12 | 29 | 14 | 18 | 25 | 22 | 5 | 8 | 14 | 14 | 19 | 17 | 15 | 11 |
| Runaway | 100 | 79 | 37 | 37 | 35 | 32 | 20 | 36 | 26 | 30 | 101 | 36 | 38 | 48 | 47 |
| Accidents | 253 | 187 | 179 | 181 | 172 | 173 | 186 | 146 | 143 | 150 | 178 | 149 | 156 | 189 | 171 |
| Alarms | 68 | 39 | 66 | 46 | 60 | 63 | 40 | 58 | 50 | 58 | 73 | 73 | 53 | 57 | 54 |
| Animal Calls | 57 | 63 | 93 | 51 | 81 | 75 | 80 | 81 | 113 | 92 | 89 | 89 | 93 | 62 | 80 |
| Bomb Calls | 0 | 0 | 1 | 0 | 0 | 0 | 0 | 0 | 0 | 1 | 0 | 0 | 0 | 0 | 0 |
| Damage/Defective | 7 | 14 | 12 | 9 | 9 | 11 | 16 | 14 | 15 | 8 | 12 | 17 | 6 | 9 | 20 |
| Disturbances | 1232 | 1125 | 957 | 971 | 913 | 892 | 869 | 874 | 863 | 881 | 859 | 720 | 742 | 676 | 645 |
| Fire | 50 | 37 | 44 | 32 | 48 | 21 | 22 | 26 | 27 | 20 | 28 | 26 | 18 | 26 | 13 |
| TWK | 395 | 318 | 194 | 238 | 160 | 195 | 243 | 210 | 156 | 197 | 158 | 133 | 141 | 108 | 139 |
| Injuries | 4 | 8 | 10 | 7 | 10 | 9 | 17 | 7 | 5 | 3 | 4 | 3 | 3 | 10 | 7 |
| Lost/Found | 45 | 42 | 43 | 41 | 29 | 39 | 48 | 29 | 20 | 26 | 21 | 15 | 13 | 17 | 11 |
| Missing Persons | 18 | 16 | 9 | 21 | 10 | 17 | 20 | 16 | 16 | 15 | 13 | 6 | 7 | 12 | 5 |
| Open Door/Window | 12 | 10 | 11 | 6 | 11 | 10 | 14 | 4 | 11 | 11 | 6 | 11 | 5 | 4 | 12 |
| Police Service Req. | 708 | 703 | 659 | 498 | 427 | 487 | 514 | 418 | 398 | 412 | 384 | 259 | 263 | 275 | 205 |
| Paper Service | 18 | 43 | 22 | 11 | 0 | 46 | 116 | 97 | 99 | 105 | 89 | 83 | 120 | 101 | 88 |
| Sudden Death | 5 | 3 | 2 | 1 | 4 | 0 | 1 | 0 | 0 | 2 | 2 | 3 | 5 | 4 | 2 |
| Suicides | 0 | 0 | 0 | 0 | 0 | 0 | 1 | 0 | 0 | 0 | 0 | 0 | 0 | 0 | 0 |
| Suicides Attempt. | 7 | 5 | 3 | 12 | 6 | 9 | 7 | 6 | 8 | 4 | 11 | 2 | 7 | 6 | 8 |
| Susp. Acts | 331 | 340 | 361 | 295 | 287 | 226 | 316 | 250 | 227 | 248 | 209 | 229 | 178 | 254 | 219 |
| Violation City Ord. | 473 | 346 | 329 | 407 | 427 | 338 | 384 | 494 | 465 | 576 | 538 | 446 | 389 | 393 | 379 |
| Information | 253 | 250 | 238 | 225 | 270 | 279 | 135 | 108 | 109 | 158 | 150 | 126 | 118 | 167 | 156 |
| Mental Subject | 4 | 6 | 8 | 5 | 5 | 8 | 12 | 5 | 1 | 8 | 15 | 12 | 25 | 14 | 25 |
| Worthless Checks | 0 | 0 | 0 | 0 | 0 | 0 | 0 | 0 | 0 | 0 | 0 | 0 | 0 | 0 | 0 |
| TRO Violations | 10 | 11 | 14 | 9 | 7 | 16 | 4 | 10 | 3 | 16 | 19 | 3 | 2 | 4 | 5 |
| Traffic Violations | 793 | 697 | 544 | 275 | 395 | 371 | 413 | 337 | 487 | 606 | 400 | 464 | 412 | 319 | 340 |
| Search Warrants | 32 | 14 | 18 | 17 | 13 | 13 | 16 | 8 | 10 | 6 | 6 | 7 | 6 | 3 | 17 |
| Abandoned Vehicles | 118 | 102 | 252 | 191 | 116 | 84 | 106 | 60 | 64 | 70 | 60 | 75 | 71 | 76 | 47 |
| Asst. Rescue | 139 | 86 | 150 | 135 | 106 | 31 | 35 | 17 | 26 | 35 | 24 | 17 | 20 | 20 | 12 |
| Found Children | 3 | 3 | 6 | 2 | 3 | 5 | 2 | 2 | 6 | 2 | 1 | 1 | 0 | 3 | 3 |
| Traffic Incident | 0 | 7 | 17 | 9 | 14 | 16 | 7 | 9 | 5 | 0 | 0 | 17 | 13 | 20 | 15 |
| Abduction | 2 | 2 | 1 | 1 | 1 | 0 | 1 | 0 | 0 | 0 | 0 | 0 | 0 | 0 | 0 |
| False 911 - Calls | 0 | 0 | 0 | 78 | 98 | 82 | 86 | 61 | 63 | 74 | 72 | 54 | 86 | 57 | 68 |
| Welfare Check | 0 | 0 | 0 | 39 | 42 | 41 | 34 | 33 | 28 | 0 | 0 | 45 | 46 | 61 | 39 |
| Recovered Stolen Auto | 0 | 0 | 0 | 27 | 21 | 30 | 25 | 22 | 26 | 20 | 19 | 17 | 16 | 18 | 20 |
| All Other Calls | 17 | 4 | 4 | 3 | 1 | 63 | 4 | 13 | 8 | 43 | 55 | 54 | 54 | 36 | 0 |
| MISC.CALL TOTALS | 5801 | 5230 | 4982 | 4606 | 4390 | 4312 | 4490 | 3931 | 3874 | 4312 | 4058 | 3576 | 3424 | 3407 | 3182 |
| TOTAL CALLS | 6341 | 5547 | 5259 | 4883 | 4631 | 4579 | 4736 | 4134 | 4071 | 4548 | 4310 | 3757 | 3568 | 3587 | 3342 |



VILLA ST & DAVIS PL -COP CRIME TOTALS

YEAR - 1995 TO 2005

Includes Squad Area 04-Grids P-G-S-T

| CFS-TYPE | 1995 | 1996 | 1997 | 1998 | 1999 | 2000 | 2001 | 2002 | 2003 | 2004 | 2005 |
|-------------------------------|-------------|-------------|-------------|-------------|-------------|-------------|-------------|-------------|-------------|-------------|-------------|
| Homicides | 2 | 0 | 0 | 1 | 0 | 1 | 1 | 0 | 1 | 1 | 4 |
| Rapes | 0 | 2 | 3 | 2 | 1 | 0 | 4 | 6 | 0 | 0 | 1 |
| Robbery | 44 | 21 | 25 | 33 | 30 | 22 | 21 | 18 | 15 | 22 | 16 |
| Aggravated Assaults | 46 | 23 | 32 | 38 | 31 | 36 | 31 | 18 | 8 | 7 | 7 |
| Violent Crime Totals | 92 | 46 | 60 | 74 | 62 | 59 | 57 | 42 | 24 | 30 | 28 |
| Burglary | 92 | 73 | 89 | 89 | 77 | 86 | 80 | 68 | 80 | 67 | 61 |
| Theft | 233 | 210 | 294 | 258 | 227 | 201 | 235 | 236 | 198 | 220 | 227 |
| Auto-Theft | 47 | 44 | 42 | 30 | 29 | 36 | 41 | 13 | 33 | 28 | 37 |
| Arson | 5 | 3 | 3 | 4 | 2 | 1 | 0 | 1 | 3 | 3 | 2 |
| Property Crimes Totals | 377 | 330 | 428 | 381 | 335 | 324 | 356 | 318 | 314 | 318 | 327 |
| Part One Crime Totals | 469 | 376 | 488 | 455 | 397 | 383 | 413 | 360 | 338 | 348 | 355 |
| Simple Assaults | 140 | 115 | 106 | 122 | 109 | 73 | 140 | 114 | 135 | 119 | 109 |
| Forgery/Fraud | 10 | 6 | 11 | 19 | 13 | 10 | 31 | 40 | 29 | 42 | 1 |
| Vandalism | 192 | 171 | 216 | 151 | 158 | 149 | 192 | 167 | 141 | 145 | 145 |
| Weapons | 189 | 132 | 172 | 161 | 76 | 76 | 76 | 50 | 57 | 84 | 100 |
| Sex Offenses | 21 | 15 | 11 | 12 | 13 | 11 | 22 | 23 | 26 | 22 | 16 |
| Drug Violations | 62 | 81 | 114 | 129 | 86 | 74 | 120 | 107 | 146 | 122 | 93 |
| Gambling | 3 | 1 | 4 | 2 | 5 | 4 | 3 | 13 | 2 | 9 | 3 |
| Offenses Against Family | 24 | 28 | 32 | 27 | 12 | 12 | 13 | 13 | 11 | 9 | 9 |
| OVWI / Drunks | 40 | 40 | 23 | 40 | 35 | 34 | 34 | 35 | 6 | 36 | 28 |
| Investigations | 35 | 32 | 32 | 24 | 38 | 37 | 34 | 22 | 26 | 23 | 28 |
| D/C | 31 | 28 | 37 | 31 | 28 | 25 | 43 | 52 | 62 | 42 | 62 |
| Trespassing | 9 | 5 | 3 | 8 | 19 | 12 | 15 | 34 | 20 | 29 | 20 |
| Curfew | 38 | 13 | 18 | 12 | 13 | 8 | 13 | 11 | 18 | 29 | 28 |
| Runaway | 74 | 45 | 52 | 39 | 14 | 32 | 49 | 44 | 31 | 54 | 61 |
| Accidents | 307 | 306 | 246 | 266 | 277 | 263 | 289 | 306 | 290 | 250 | 310 |
| Alarms | 191 | 230 | 205 | 177 | 201 | 186 | 160 | 213 | 180 | 189 | 158 |
| Animal Calls | 75 | 75 | 124 | 144 | 121 | 139 | 165 | 140 | 122 | 133 | 133 |
| Bomb Calls | 0 | 1 | 1 | 1 | 1 | 1 | 4 | 0 | 1 | 3 | 0 |
| Damage/Defective | 16 | 8 | 13 | 30 | 9 | 17 | 25 | 36 | 21 | 20 | 32 |
| Disturbances | 1372 | 1245 | 1299 | 1318 | 1280 | 1304 | 1399 | 1274 | 1480 | 1515 | 1510 |
| Fire | 83 | 73 | 55 | 38 | 57 | 54 | 41 | 54 | 35 | 45 | 27 |
| TWK | 235 | 234 | 251 | 308 | 198 | 191 | 226 | 258 | 213 | 141 | 178 |
| Injuries | 34 | 34 | 26 | 26 | 16 | 27 | 15 | 16 | 28 | 28 | 18 |
| Lost/Found | 110 | 95 | 93 | 101 | 107 | 100 | 90 | 92 | 92 | 106 | 81 |
| Missing Persons | 25 | 26 | 17 | 24 | 19 | 23 | 17 | 21 | 22 | 19 | 16 |
| Open Door/Window | 10 | 14 | 17 | 15 | 14 | 12 | 15 | 13 | 11 | 17 | 10 |
| Police Service Req. | 1157 | 1031 | 938 | 1108 | 1080 | 1126 | 1184 | 1126 | 906 | 793 | 766 |
| Paper Service | 436 | 491 | 259 | 422 | 539 | 584 | 767 | 798 | 900 | 873 | 791 |
| Sudden Death | 5 | 4 | 5 | 4 | 4 | 1 | 1 | 6 | 8 | 8 | 9 |
| Suicides | 0 | 0 | 0 | 1 | 1 | 0 | 0 | 1 | 0 | 0 | 0 |
| Suicides Attempt. | 37 | 21 | 10 | 6 | 10 | 19 | 8 | 16 | 15 | 19 | 10 |
| Susp. Acts | 448 | 389 | 406 | 517 | 425 | 378 | 477 | 538 | 502 | 503 | 442 |
| Violation City Ord. | 785 | 874 | 825 | 761 | 779 | 782 | 849 | 949 | 853 | 1032 | 976 |
| Information | 219 | 211 | 228 | 228 | 257 | 304 | 302 | 345 | 324 | 405 | 385 |
| Mental Subject | 21 | 23 | 29 | 12 | 16 | 13 | 31 | 28 | 46 | 48 | 33 |
| Worthless Checks | 0 | 2 | 5 | 3 | 4 | 6 | 4 | 1 | 1 | 0 | 0 |
| TRO Violations | 40 | 49 | 27 | 47 | 23 | 15 | 14 | 16 | 16 | 23 | 20 |
| Traffic Violations | 470 | 515 | 380 | 450 | 651 | 733 | 696 | 656 | 704 | 590 | 585 |
| Search Warrants | 17 | 25 | 29 | 25 | 12 | 8 | 12 | 16 | 29 | 37 | 51 |
| Abandoned Vehicles | 153 | 109 | 101 | 64 | 81 | 77 | 78 | 144 | 133 | 139 | 151 |
| Asst. Rescue | 213 | 53 | 37 | 35 | 36 | 37 | 54 | 47 | 63 | 42 | 41 |
| Found Children | 4 | 2 | 3 | 6 | 3 | 9 | 2 | 7 | 6 | 6 | 4 |
| Traffic Incident | 14 | 17 | 15 | 23 | 46 | 0 | 0 | 28 | 32 | 25 | 16 |
| Abduction | 0 | 1 | 0 | 1 | 0 | 0 | 1 | 0 | 0 | 0 | 0 |
| False 911 - Calls | 83 | 75 | 73 | 79 | 38 | 77 | 94 | 84 | 100 | 116 | 102 |
| Welfare Check | 72 | 92 | 84 | 97 | 57 | 0 | 0 | 99 | 102 | 97 | 99 |
| Recovered Stolen Auto | 22 | 32 | 26 | 28 | 16 | 30 | 33 | 19 | 21 | 30 | 16 |
| All Other Calls | 35 | 255 | 133 | 41 | 44 | 135 | 62 | 82 | 132 | 86 | 99 |
| MISC.CALL TOTALS | 7557 | 7324 | 6791 | 7183 | 7041 | 7208 | 7900 | 8154 | 8098 | 8103 | 7772 |
| TOTAL CALLS | 8026 | 7700 | 7279 | 7638 | 7438 | 7591 | 8313 | 8514 | 8436 | 8451 | 8127 |



MEAD STREET - COP CRIME TOTALS

1994 - 2005

Includes Squad Area 05- Grids O,P,Q,R,S,T

| CFS-TYPE | 1994 | 1995 | 1996 | 1997 | 1998 | 1999 | 2000 | 2001 | 2002 | 2003 | 2004 | 2005 |
|--------------------------------|-------------|-------------|-------------|-------------|-------------|-------------|-------------|-------------|-------------|-------------|-------------|-------------|
| Homicides | 2 | 0 | 2 | 1 | 1 | 1 | 0 | 0 | 0 | 0 | 0 | 1 |
| Rapes | 0 | 1 | 0 | 2 | 0 | 0 | 0 | 1 | 0 | 0 | 0 | 2 |
| Robbery | 11 | 21 | 10 | 10 | 5 | 5 | 5 | 7 | 5 | 4 | 6 | 3 |
| Aggravated Assaults | 28 | 25 | 18 | 17 | 12 | 5 | 6 | 6 | 4 | 8 | 3 | 1 |
| Violent Crime Totals | 41 | 47 | 30 | 30 | 18 | 11 | 11 | 14 | 9 | 12 | 9 | 7 |
| Burglary | 49 | 29 | 27 | 47 | 22 | 25 | 26 | 26 | 18 | 16 | 24 | 19 |
| Theft | 72 | 69 | 59 | 68 | 48 | 36 | 50 | 53 | 37 | 29 | 35 | 42 |
| Auto-Theft | 19 | 24 | 18 | 15 | 12 | 4 | 16 | 15 | 11 | 11 | 12 | 9 |
| Arson | 4 | 3 | 4 | 1 | 1 | 0 | 2 | 2 | 2 | 1 | 0 | 0 |
| Property Crimes Totals | 144 | 125 | 108 | 131 | 83 | 65 | 94 | 96 | 68 | 57 | 71 | 70 |
| Part One Crime Totals | 185 | 172 | 138 | 161 | 101 | 76 | 105 | 110 | 77 | 69 | 80 | 77 |
| Simple Assaults | 64 | 72 | 45 | 55 | 55 | 45 | 37 | 43 | 52 | 52 | 35 | 28 |
| Forgery/Fraud | 0 | 1 | 2 | 4 | 2 | 3 | 2 | 4 | 8 | 1 | 6 | 6 |
| Vandalism | 63 | 44 | 91 | 52 | 48 | 40 | 44 | 47 | 42 | 61 | 54 | 44 |
| Weapons | 235 | 186 | 105 | 116 | 94 | 62 | 64 | 38 | 24 | 51 | 30 | 29 |
| Sex Offenses | 4 | 3 | 5 | 3 | 4 | 2 | 6 | 6 | 5 | 4 | 4 | 5 |
| Drug Violations | 113 | 76 | 92 | 29 | 74 | 43 | 50 | 53 | 24 | 41 | 10 | 18 |
| Gambling | 9 | 6 | 1 | 5 | 6 | 14 | 8 | 6 | 5 | 15 | 6 | 1 |
| Offenses Against Family | 21 | 15 | 13 | 4 | 6 | 10 | 10 | 10 | 3 | 4 | 5 | 3 |
| OVWI / Drunks | 7 | 4 | 8 | 8 | 7 | 6 | 5 | 4 | 3 | 10 | 5 | 3 |
| Investigations | 17 | 17 | 9 | 12 | 3 | 4 | 9 | 14 | 4 | 3 | 7 | 3 |
| D/C | 76 | 60 | 70 | 59 | 7 | 9 | 10 | 9 | 15 | 12 | 11 | 13 |
| Trespassing | 0 | 4 | 2 | 3 | 5 | 7 | 1 | 4 | 9 | 9 | 1 | 6 |
| Curfew | 12 | 11 | 8 | 0 | 2 | 5 | 5 | 3 | 4 | 7 | 9 | 7 |
| Runaway | 18 | 25 | 23 | 16 | 7 | 6 | 9 | 21 | 32 | 11 | 11 | 16 |
| Accidents | 85 | 92 | 71 | 61 | 90 | 57 | 62 | 76 | 66 | 66 | 51 | 57 |
| Alarms | 12 | 72 | 48 | 36 | 76 | 43 | 67 | 32 | 39 | 44 | 39 | 59 |
| Animal Calls | 30 | 0 | 0 | 71 | 96 | 63 | 40 | 67 | 42 | 45 | 53 | 35 |
| Bomb Calls | 0 | 0 | 0 | 0 | 0 | 0 | 0 | 0 | 0 | 0 | 1 | 0 |
| Damage/Defective | 3 | 7 | 0 | 8 | 7 | 7 | 9 | 11 | 4 | 15 | 17 | 12 |
| Disturbances | 528 | 492 | 461 | 417 | 350 | 409 | 364 | 450 | 379 | 338 | 349 | 327 |
| Fire | 28 | 21 | 14 | 8 | 16 | 14 | 11 | 10 | 8 | 19 | 13 | 11 |
| TWK | 93 | 85 | 95 | 106 | 75 | 84 | 73 | 73 | 64 | 88 | 43 | 67 |
| Injuries | 2 | 7 | 2 | 5 | 8 | 4 | 5 | 4 | 2 | 2 | 1 | 5 |
| Lost/Found | 30 | 27 | 17 | 19 | 11 | 13 | 14 | 19 | 8 | 8 | 10 | 9 |
| Missing Persons | 8 | 8 | 9 | 7 | 11 | 8 | 7 | 8 | 4 | 5 | 3 | 5 |
| Open Door/Window | 3 | 5 | 7 | 5 | 3 | 5 | 6 | 9 | 5 | 4 | 3 | 2 |
| Police Service Req. | 216 | 196 | 220 | 193 | 176 | 177 | 200 | 172 | 149 | 115 | 119 | 103 |
| Paper Service | 63 | 0 | 0 | 66 | 39 | 41 | 43 | 60 | 48 | 64 | 80 | 64 |
| Sudden Death | 1 | 0 | 4 | 0 | 2 | 1 | 2 | 3 | 0 | 2 | 0 | 1 |
| Suicides | 0 | 0 | 0 | 0 | 0 | 0 | 0 | 0 | 0 | 0 | 0 | 0 |
| Suicides Attempt. | 0 | 3 | 5 | 0 | 8 | 5 | 3 | 1 | 0 | 0 | 5 | 3 |
| Susp. Acts | 250 | 201 | 160 | 136 | 133 | 131 | 117 | 141 | 124 | 120 | 111 | 75 |
| Violation City Ord. | 266 | 170 | 179 | 192 | 293 | 246 | 245 | 209 | 177 | 222 | 191 | 166 |
| Information | 83 | 164 | 121 | 66 | 58 | 69 | 97 | 88 | 66 | 88 | 84 | 93 |
| Mental Subject | 1 | 5 | 1 | 3 | 1 | 2 | 6 | 2 | 7 | 3 | 6 | 2 |
| Worthless Checks | 0 | 0 | 0 | 0 | 0 | 1 | 0 | 0 | 0 | 0 | 0 | |
| TRO Violations | 3 | 16 | 8 | 15 | 9 | 4 | 1 | 3 | 4 | 1 | 2 | 4 |
| Traffic Violations | 229 | 270 | 209 | 137 | 154 | 281 | 287 | 401 | 378 | 285 | 288 | 247 |
| Search Warrants | 10 | 10 | 12 | 11 | 16 | 1 | 2 | 4 | 2 | 7 | 6 | 8 |
| Abandoned Vehicles | 68 | 0 | 0 | 52 | 34 | 37 | 43 | 47 | 64 | 46 | 59 | 35 |
| Asst. Rescue | 50 | 44 | 16 | 10 | 6 | 9 | 5 | 9 | 10 | 8 | 10 | 8 |
| Found Children | 3 | 3 | 2 | 1 | 1 | 2 | 2 | 1 | 0 | 1 | 0 | 0 |
| Traffic Incident | 7 | 4 | 2 | 5 | 4 | 3 | 0 | 0 | 3 | 7 | 9 | 3 |
| Abduction | 1 | 0 | 1 | 0 | 0 | 0 | 0 | 0 | 0 | 0 | 0 | 0 |
| False 911 - Calls | 59 | 44 | 49 | 36 | 46 | 44 | 40 | 54 | 40 | 39 | 54 | 35 |
| Welfare Check | 19 | 18 | 23 | 28 | 23 | 12 | 0 | 0 | 0 | 17 | 15 | 17 |
| Recovered Stolen Auto | 12 | 12 | 8 | 5 | 10 | 8 | 14 | 15 | 5 | 11 | 7 | 6 |
| All Other Calls | 7 | 145 | 101 | 4 | 3 | 17 | 16 | 31 | 33 | 38 | 23 | 20 |
| MISC.CALL TOTALS | 2809 | 2645 | 2319 | 2069 | 2079 | 2054 | 2041 | 2262 | 1961 | 1989 | 1846 | 1661 |
| TOTAL CALLS | 2994 | 2817 | 2457 | 2230 | 2180 | 2130 | 2146 | 2372 | 2038 | 2058 | 1926 | 1738 |



WEED AND SEED EXPANDED AREAS

FOR 1998 TO 2005

INCLUDES AREA 04- GRID O & T

AREA 05-GRID O,P,Q,R,S,T

AREA 08 - GRIDS O,P,Q,R,T

| CFS-TYPE | 1998 | 1999 | 2000 | 2001 | 2002 | 2003 | 2004 | 2005 |
|--------------------------------|--------------|--------------|--------------|--------------|--------------|--------------|--------------|--------------|
| Homicides | 4 | 1 | 2 | 2 | 0 | 1 | 1 | 5 |
| Rapes | 8 | 1 | 4 | 6 | 7 | 2 | 4 | 8 |
| Robbery | 72 | 68 | 71 | 90 | 58 | 58 | 78 | 69 |
| AGGRAVATED ASSAULTS | 57 | 51 | 72 | 68 | 41 | 30 | 23 | 35 |
| Violent Crime Totals | 141 | 121 | 149 | 166 | 106 | 91 | 106 | 117 |
| Burglary | 303 | 278 | 288 | 299 | 233 | 187 | 252 | 276 |
| Theft | 700 | 614 | 651 | 764 | 644 | 595 | 732 | 681 |
| Auto-Theft | 154 | 106 | 138 | 153 | 97 | 103 | 98 | 101 |
| Arson | 17 | 5 | 6 | 9 | 5 | 9 | 4 | 5 |
| Property Crimes Totals | 1174 | 1003 | 1083 | 1225 | 979 | 894 | 1086 | 1063 |
| Part One Crime Totals | 1315 | 1124 | 1232 | 1391 | 1085 | 985 | 1192 | 1180 |
| Simple Assaults | 386 | 334 | 311 | 325 | 401 | 424 | 343 | 309 |
| Forgery/Fraud | 63 | 65 | 49 | 108 | 90 | 93 | 129 | 101 |
| Vandalism | 545 | 497 | 508 | 599 | 590 | 565 | 506 | 623 |
| Weapons | 462 | 278 | 300 | 223 | 192 | 228 | 277 | 289 |
| Sex Offenses | 50 | 39 | 43 | 66 | 67 | 62 | 57 | 56 |
| Drug Violations | 370 | 288 | 221 | 291 | 255 | 329 | 245 | 242 |
| Gambling | 11 | 25 | 14 | 20 | 19 | 22 | 21 | 8 |
| Offenses Against Family | 50 | 53 | 44 | 42 | 40 | 40 | 39 | 33 |
| OVWI / Drunks | 96 | 88 | 65 | 88 | 78 | 75 | 89 | 74 |
| Investigations | 69 | 84 | 61 | 102 | 51 | 57 | 57 | 50 |
| D/C | 106 | 88 | 94 | 154 | 173 | 174 | 208 | 227 |
| Trespassing | 38 | 38 | 45 | 58 | 64 | 62 | 94 | 88 |
| Curfew | 28 | 36 | 25 | 45 | 39 | 41 | 69 | 70 |
| Runaway | 114 | 112 | 114 | 204 | 183 | 135 | 159 | 180 |
| Accidents | 906 | 892 | 969 | 952 | 919 | 910 | 821 | 914 |
| Alarms | 596 | 613 | 707 | 497 | 521 | 534 | 450 | 469 |
| Animal Calls | 494 | 534 | 480 | 610 | 492 | 434 | 419 | 381 |
| Bomb Calls | 2 | 3 | 7 | 11 | 3 | 1 | 3 | 2 |
| Damage/Defective | 86 | 80 | 84 | 90 | 109 | 102 | 120 | 118 |
| Disturbances | 3436 | 3395 | 3495 | 3799 | 3507 | 3493 | 3653 | 3709 |
| Fire | 139 | 136 | 137 | 116 | 124 | 131 | 129 | 109 |
| TWK | 752 | 675 | 589 | 682 | 655 | 651 | 552 | 635 |
| Injuries | 47 | 31 | 41 | 37 | 33 | 47 | 44 | 39 |
| Lost/Found | 253 | 223 | 246 | 224 | 197 | 167 | 206 | 163 |
| Missing Persons | 68 | 76 | 58 | 59 | 62 | 53 | 57 | 51 |
| Open Door/Window | 48 | 46 | 41 | 67 | 50 | 48 | 56 | 39 |
| Police Service Req. | 2375 | 2455 | 2330 | 2319 | 2093 | 1678 | 1659 | 1514 |
| Paper Service | 448 | 405 | 469 | 533 | 575 | 666 | 709 | 641 |
| Sudden Death | 18 | 24 | 15 | 14 | 18 | 21 | 22 | 21 |
| Suicides | 0 | 1 | 2 | 3 | 3 | 2 | 1 | 3 |
| Suicides Attempt. | 37 | 37 | 30 | 31 | 44 | 36 | 30 | 32 |
| Susp. Acts | 1377 | 1290 | 1180 | 1345 | 1379 | 1205 | 1300 | 1237 |
| Violation City Ord. | 2376 | 2262 | 2476 | 2540 | 2449 | 2236 | 2400 | 2551 |
| Information | 629 | 574 | 841 | 840 | 796 | 773 | 1012 | 939 |
| Mental Subject | 70 | 70 | 77 | 110 | 127 | 172 | 126 | 126 |
| Worthless Checks | 21 | 11 | 15 | 8 | 1 | 2 | 0 | 1 |
| TRO Violations | 64 | 48 | 32 | 64 | 58 | 57 | 50 | 63 |
| Traffic Violations | 1469 | 2450 | 2607 | 2789 | 2584 | 2683 | 2398 | 2065 |
| Search Warrants | 55 | 28 | 18 | 31 | 37 | 57 | 75 | 112 |
| Abandoned Vehicles | 270 | 275 | 283 | 317 | 436 | 361 | 420 | 346 |
| Asst. Rescue | 93 | 99 | 106 | 127 | 101 | 109 | 83 | 82 |
| Found Children | 10 | 17 | 18 | 11 | 14 | 12 | 13 | 9 |
| Truancy | 3 | 2 | 3 | 66 | 0 | 0 | 253 | 246 |
| Abduction | 0 | 0 | 0 | 1 | 1 | 1 | 0 | 0 |
| False 911 - Calls | 293 | 236 | 293 | 367 | 291 | 307 | 333 | 322 |
| Recovered Stolen Auto | 76 | 58 | 128 | 111 | 71 | 75 | 74 | 66 |
| All Other Calls | 730 | 672 | 824 | 856 | 975 | 1023 | 912 | 522 |
| MISC.CALL TOTALS | 19243 | 19409 | 20184 | 21627 | 20566 | 19930 | 20330 | 19568 |
| TOTAL CALLS | 20558 | 20533 | 21416 | 23018 | 21651 | 20915 | 21522 | 20748 |



Motor Vehicle Crashes

| | 2005 | 2004 | 2005 vs. 2004 |
|---|--------------|--------------|---------------|
| Fatal Crashes | 6 | 4 | + 50% |
| Injury Crashes | 781 | 795 | - 2% |
| Property Damage Crashes Under \$1000 | 1,169 | 1,151 | + 2% |
| Property Damage Crashes Over \$1000 | 1,536 | 1,601 | - 4% |
| Crashes Classified as Hit & Run* | 1,049* | 1,024* | + 2% |
| Total Traffic Crashes | 3,492 | 3,551 | - 2% |

* Hit and run crashes are listed separately; however, they are already included in the four above listed categories.



UNIFORM TRAFFIC CITATIONS YEAR 2005

| **TYPE OF VIOLATION | 1st Shift | 2nd Shift | 3rd Shift | Late 2nd Shift | 2005 Total | 2004 Total | Percent of Change |
|------------------------------------|--------------|---------------|---------------|----------------|---------------|---------------|-------------------|
| Registration of Vehicle Violations | 296 | 578 | 291 | 393 | 1,558 | 1,898 | -17.9% |
| Operators License Violations | 600 | 1,037 | 507 | 405 | 2,549 | 2,641 | -3.5% |
| Improper Lane Usage | 215 | 344 | 48 | 45 | 652 | 705 | -7.5% |
| Right Of Way- (FYRW) | 226 | 286 | 18 | 21 | 551 | 561 | -1.8% |
| Right Of Way-Pedestrian (FYRW) | 10 | 49 | 1 | 10 | 70 | 32 | 118.8% |
| Turning & Stopping Violations | 162 | 218 | 123 | 57 | 560 | 656 | -14.6% |
| Required Stops Violations | 78 | 111 | 53 | 67 | 309 | 384 | -19.5% |
| Restrictions on Stopping&Parking | 13 | 48 | 5 | 11 | 77 | 73 | 5.5% |
| Speeding Violations | 419 | 304 | 170 | 144 | 1,037 | 1,516 | -31.6% |
| Reckless Driving | 14 | 36 | 7 | 14 | 71 | 51 | 39.2% |
| O.V.W.I - Violations | 17 | 53 | 68 | 29 | 167 | 188 | -11.2% |
| Accident & Accident Report Viol | 93 | 89 | 55 | 14 | 251 | 233 | 7.7% |
| ALL OTHER VIOLATION | 169 | 219 | 77 | 51 | 516 | 531 | -2.8% |
| Radio Amplification Violations | 22 | 95 | 28 | 43 | 188 | 113 | 66.4% |
| SeatBelt Violations | 177 | 253 | 141 | 471 | 1,042 | 939 | 11.0% |
| Equipment Violations | 73 | 192 | 139 | 429 | 833 | 850 | -2.0% |
| 2005 Totals | 2,584 | 3,912 | 1,731 | 2,204 | 10,431 | 11,371 | -8.3% |
| 2004 Totals | 2,311 | 5,137 | 2,116 | 1,807 | 11,371 | | |
| PERCENT OF CHANGE | 11.8% | -23.8% | -18.2% | 22.0% | -8.3% | | |



Municipal Violations (UMCC) for the Year 2005

| CITY ORDINANCE | JAN | FEB | MAR | APR | MAY | JUNE | JULY | AUG | SEPT | OCT | NOV | DEC | TOTAL |
|----------------------------------|--------------|--------------|--------------|--------------|--------------|--------------|---------------|--------------|-------------|---------------|---------------|---------------|--------------|
| Alcohol Beverage Violations | 12 | 20 | 9 | 28 | 22 | 33 | 11 | 42 | 37 | 16 | 24 | 16 | 270 |
| Other Liquor Violations | 0 | 1 | 0 | 0 | 8 | 3 | 0 | 2 | 0 | 0 | 1 | 0 | 15 |
| Entertainment Violations | 0 | 0 | 0 | 0 | 0 | 0 | 0 | 0 | 0 | 0 | 0 | 0 | 0 |
| Animal License Violations | 4 | 2 | 6 | 7 | 10 | 8 | 7 | 5 | 8 | 5 | 6 | 2 | 70 |
| Animal Care/Control Viol. | 3 | 2 | 3 | 6 | 3 | 10 | 9 | 3 | 3 | 7 | 3 | 2 | 54 |
| Animal Rabies/Vaccination Viol. | 2 | 0 | 0 | 4 | 5 | 7 | 4 | 3 | 5 | 0 | 2 | 2 | 34 |
| Building Code Violation | 0 | 0 | 0 | 0 | 0 | 0 | 0 | 0 | 1 | 0 | 0 | 0 | 1 |
| Audible Alarms Violations | 0 | 0 | 0 | 0 | 0 | 0 | 0 | 0 | 0 | 0 | 0 | 0 | 0 |
| Nuisances Viol. | 0 | 0 | 0 | 6 | 0 | 0 | 0 | 0 | 1 | 0 | 0 | 0 | 7 |
| Weed control Viol. | 0 | 0 | 0 | 0 | 0 | 0 | 0 | 0 | 0 | 0 | 0 | 0 | 0 |
| Enviroment Violations | 0 | 0 | 0 | 0 | 0 | 0 | 0 | 0 | 0 | 0 | 0 | 0 | 0 |
| Unreasonable Amplification - | 11 | 5 | 6 | 10 | 15 | 18 | 10 | 5 | 12 | 4 | 2 | 2 | 100 |
| Fire Prevention/Protection Viol. | 0 | 5 | 4 | 3 | 5 | 6 | 4 | 1 | 2 | 0 | 0 | 0 | 30 |
| Abandoned Refrigerator Viol. | 0 | 0 | 0 | 0 | 0 | 0 | 0 | 0 | 0 | 0 | 0 | 0 | 0 |
| Disorderly Conduct | 86 | 71 | 89 | 95 | 114 | 93 | 62 | 32 | 92 | 80 | 55 | 55 | 924 |
| Harassing Phone Calls | 0 | 0 | 0 | 0 | 0 | 0 | 0 | 0 | 0 | 0 | 0 | 0 | 0 |
| Weapons Violations | 1 | 0 | 1 | 4 | 1 | 4 | 3 | 3 | 5 | 3 | 2 | 0 | 27 |
| Obstruction of Public Ways | 22 | 10 | 11 | 7 | 27 | 30 | 11 | 76 | 59 | 10 | 20 | 22 | 305 |
| Trespassing Violations | 22 | 17 | 38 | 31 | 41 | 19 | 14 | 7 | 23 | 25 | 32 | 18 | 287 |
| Resisting Arrest | 12 | 15 | 13 | 17 | 16 | 18 | 8 | 19 | 17 | 16 | 9 | 10 | 170 |
| Failure to aid Law Enforcement | 0 | 0 | 0 | 0 | 0 | 0 | 0 | 0 | 0 | 2 | 0 | 0 | 2 |
| Obstructing | 0 | 0 | 0 | 1 | 2 | 0 | 1 | 0 | 0 | 0 | 2 | 1 | 7 |
| Vandalism Violations | 0 | 2 | 0 | 3 | 5 | 4 | 4 | 1 | 5 | 0 | 0 | 0 | 24 |
| Theft | 12 | 13 | 14 | 15 | 16 | 15 | 10 | 12 | 16 | 22 | 22 | 9 | 176 |
| Possession Marijunana | 1 | 1 | 3 | 1 | 4 | 1 | 0 | 0 | 3 | 3 | 0 | 0 | 17 |
| Possession Drug Paraphernalia | 0 | 0 | 0 | 0 | 0 | 0 | 0 | 0 | 0 | 0 | 0 | 1 | 1 |
| Gambling Violations | 0 | 0 | 0 | 0 | 0 | 1 | 0 | 0 | 0 | 2 | 0 | 0 | 3 |
| Prostitution Violations | 1 | 0 | 2 | 0 | 1 | 0 | 0 | 0 | 0 | 0 | 0 | 0 | 4 |
| Disorderly House - | 0 | 7 | 10 | 0 | 3 | 2 | 0 | 1 | 6 | 0 | 0 | 0 | 29 |
| Littering - | 0 | 0 | 0 | 2 | 1 | 2 | 1 | 1 | 2 | 1 | 1 | 0 | 11 |
| Curfew - Minor | 15 | 22 | 40 | 39 | 43 | 106 | 65 | 89 | 30 | 28 | 13 | 22 | 512 |
| Curfew - Parent | 0 | 0 | 2 | 1 | 1 | 10 | 7 | 3 | 0 | 1 | 0 | 1 | 26 |
| Picketing Violations | 0 | 0 | 0 | 0 | 0 | 0 | 0 | 0 | 0 | 0 | 0 | 0 | 0 |
| Fraud - Violations | 0 | 0 | 0 | 0 | 0 | 0 | 0 | 0 | 0 | 0 | 0 | 1 | 1 |
| Fire Work Violations | 0 | 1 | 3 | 0 | 0 | 3 | 9 | 1 | 5 | 0 | 0 | 0 | 22 |
| Skate Board Violations | 0 | 0 | 0 | 0 | 0 | 0 | 0 | 0 | 0 | 0 | 0 | 0 | 0 |
| Worthless Checks | 0 | 0 | 0 | 0 | 0 | 0 | 0 | 0 | 0 | 0 | 0 | 0 | 0 |
| 911- Non-Emergency Use | 1 | 1 | 0 | 2 | 3 | 3 | 5 | 4 | 2 | 1 | 4 | 3 | 29 |
| Tobacco Prod. Poss. By Minor | 25 | 39 | 51 | 26 | 26 | 7 | 16 | 6 | 53 | 20 | 15 | 7 | 291 |
| Sale of Tobacco Prod. to Minor | 0 | 0 | 0 | 0 | 2 | 0 | 0 | 0 | 0 | 0 | 0 | 0 | 2 |
| Truancy | 78 | 229 | 186 | 182 | 208 | 41 | 0 | 0 | 227 | 113 | 73 | 63 | 1400 |
| Park Violations | 0 | 0 | 0 | 1 | 0 | 17 | 6 | 3 | 1 | 0 | 0 | 2 | 30 |
| Snow on SideWalk | 1 | 1 | 0 | 0 | 0 | 0 | 0 | 0 | 0 | 0 | 0 | 0 | 2 |
| Solid Waste Violations | 1 | 1 | 1 | 5 | 0 | 0 | 0 | 0 | 1 | 0 | 0 | 0 | 9 |
| ALL OTHER VIOLATIONS | 0 | 3 | 2 | 5 | 4 | 0 | 2 | 10 | 4 | 1 | 2 | 0 | 33 |
| 2005 | 310 | 468 | 494 | 500 | 585 | 463 | 268 | 330 | 620 | 360 | 288 | 239 | 4,925 |
| 2004 | 198 | 324 | 520 | 384 | 478 | 380 | 325 | 341 | 590 | 587 | 507 | 413 | 5,047 |
| Percent Change | 56.6% | 44.4% | -5.0% | 30.2% | 22.4% | 21.8% | -17.5% | -3.2% | 5.1% | -38.7% | -43.2% | -42.1% | -2.4% |

NOTE: THE YELLOW HIGHLIGHTED ARE CITY ORDINANCES THAT ARE USUALLY ISSUED BY OTHER CITY DEPARTMENTS



Officer Issued Parking Enforcement

| TYPE OF VIOLATIONS | 2005 | 2004 | % Change |
|-------------------------|--------|--------|----------|
| Meter Violations | 17 | 33 | -48.48% |
| Overtime Parking | 36 | 76 | -52.63% |
| No Parking Area | 527 | 684 | -22.95% |
| Loading Zone Violations | 11 | 38 | -71.05% |
| Street Storage | 18,728 | 22,918 | -18.28% |
| Parking Prohibited | 806 | 809 | -0.37% |
| Restricted Parking | 223 | 302 | -26.16% |
| Improper Parking | 941 | 967 | -2.69% |
| Abandoned Vehicles | 772 | 1,069 | -27.78% |
| Winter/Snow Violation | 89 | 21 | 323.81% |
| School Zone Violations | 842 | 476 | 76.89% |
| Tow Away Zone | 370 | 461 | -19.74% |
| Misc. Violations | 1,655 | 1,463 | 13.12% |
| **** TOTALS **** | 25,017 | 29,317 | -14.67% |

| SHIFT BREAKDOWN | 2005 | 2004 | % Change |
|------------------|--------|--------|----------|
| 1ST Shift Totals | 1,702 | 1,490 | 14.23% |
| 2ND Shift Totals | 2,073 | 2,144 | -3.31% |
| 3RD Shift Totals | 19,971 | 23,891 | -16.41% |
| LATE 2ND SHIFT | 1,271 | 1,792 | -29.07% |
| ****TOTALS**** | 25,017 | 29,317 | -14.67% |



Racine Police Department
730 Center Street
Racine, Wisconsin 53403

All questions or comments regarding this report should be directed to
Sergeant Steven Madsen, Public Information Officer (262) 635-7772

Photographs contained in this report taken by:
Jerry Baldukas-Racine Police Department
James Yoghourtjian - Racine Police Department
Mike Erdmann-Racine Police Department
Randy Scheef-Racine Police Department