

2010



Kurt S. Wahlen, Chief of Police

A
N
N
U
A
L

R
E
P
O
R
T



Kurt S. Wahlen
Chief of Police

As the Chief of the Racine Police Department, I am pleased to present the 2010 Annual Report. In 2010, the department continued to work in a joint effort with other city agencies to make Racine a great place to live, work and play. This partnership is embraced by our members on a daily basis. As stakeholders in the community we serve, the Racine Police Department continued to combat crime with innovative and consistent enforcement methodology.

Several collaborative, long-term investigations targeted violent criminals operating within our community. The Special Investigations Unit, partnered with the FBI Greater Racine Gang Task Force and the DEA, participated in several major investigations. These partnerships resulted in a significant reduction in violent crime and removed a number of serious criminals from the streets of Racine.

I am excited to report that the crime rate in the city of Racine in 2010 was lower than 2009; but even more dramatically, the crime rate for 2010 was lower than that of 1970. Violent crimes are down 28%, and property crimes are down 37% when compared with 1970. This is a 40-year low in the crime rate for the City of Racine. The continued trend in a lower crime rate is not fully explained, but the cooperation between the Racine Police Department and the citizens of Racine is integral to the success in fighting crime. Our initiatives in Community Oriented Policing, the ongoing dismantling of criminal gangs, cooperation with Neighborhood Watch and activity of community groups have all impacted the crime rate. The willingness of citizens to be good neighbors, report suspicious activity and crimes in progress fuels our success.

During 2010, the Investigative Division again devoted time to investigating unsolved homicides. Three of these “cold-case” homicides were cleared in 2010 by the arrest of four individuals. We continue to make significant progress towards closure in additional cold-case homicides. The victim families in these cases have expressed their gratitude for the extra effort and compassion shown by the detectives working their case.

The Racine Police Department, in its role as a first responder, has recognized the need to understand and train in mental health issues that our officers may encounter. In 2010, our Crisis Intervention Team (CIT) training effort continued. NAMI’s CIT training, a community collaboration between mental health professionals, law enforcement, legal systems, family, and consumer advocates, provides the foundation necessary to promote

community and statewide solutions to assist individuals with a mental illness. The CIT Model reduces both the stigma and the need for further involvement with the criminal justice system. CIT provides a forum for effective problem solving regarding the interaction between the criminal justice and mental health care systems and creates the context for sustainable change. In partnership with the National Alliance on Mental Illness (NAMI) of Racine County, we presented two training classes to Racine County Law Enforcement Agencies.

In a joint venture between the Racine Police Department and Racine Community Outpost, the Racine Police Department's COP program added a new neighborhood policing office on the 16th Street Corridor. The office was named the "Richard V. Polzin Community Policing Office" in recognition of former Racine Police Chief Polzin. This new initiative also helped develop many new community partnerships in that neighborhood, including those with SC Johnson, Modine Manufacturing Co., Twin Disc, and Home Depot. This office is the cornerstone of the City of Racine's revitalization efforts on the 16th Street Corridor and the Uptown business district. This facility compliments the COP program's existing houses on 6th Street, Mead Street, Geneva Street, Villa Street and Jacato Drive.

In March, 2010, we continued the implementation of Phoenix Records Management System (RMS), launching the Report Writing module, as well as the introduction of Badger TraCS, an automated reporting that improves the accuracy, timeliness and ease with which incident data is collected, shared, and made available for analysis.

In closing, I would like to thank everyone in the community who invested in the sustainability of Racine, by promoting the department's vision of providing an environment in Racine that is free from the fear of crime, where people enjoy a high quality of life, and the community can prosper. We are especially grateful to our community partners who give credibility to Sir Robert Peel's key principle of Community Oriented Policing: "The police are the public and the public are the police."

Kurt S. Wahlen
Chief of Police

Command Staff



Steven Hurley
Assistant Chief



David Smetana
Deputy Chief
Patrol



Arthel Howell
Deputy Chief
Investigations



Thomas Christensen
Deputy Chief
Support Services


Shift/Unit Commanders




Michael Polzin
Lieutenant
1st Shift Patrol




Carlos López
Lieutenant
2nd Shift Patrol



Mark Schulz
Acting Deputy
Chief
Communications



Mark Esch
Lieutenant
Community
Policing



Todd Schulz
Lieutenant
3rd Shift Patrol

Unit Commanders



Kurt Maurer
Lieutenant
Technology



James Dobbs
Lieutenant
Planning




Raymond Knapp
Lieutenant
Investigations



John Polzin
Lieutenant
Internal Affairs



Aldred Days
Lieutenant
Training



Steve Wagner
Lieutenant
Special
Investigations



Retirements and Promotions

Retirements

Robert Purdy
Jerry Baldukas
Al Fellion
Bernie Kupper
Steve Madsen
Michael Payne

Promotions

Sam Stulo to Traffic Investigator
Kevin Kupper to Investigator
Joe Villalobos to Investigator
Jeff Bebow to Sergeant
Lee Musurlian to Sergeant
Mike Smith to Sergeant
Ed Ide to Sergeant
Adam Malacara to Sergeant
Kurt Maurer to Lieutenant
Todd Schulz to Lieutenant

John Dickert Mayor of Racine



Board of Police and Fire Commissioners

Marie Black
Charles Johnson
Keith Rogers
Chuck Tyler
Van Wanggaard

Board of Aldermen

- | | |
|--------------------|-------------------------|
| 1 Jeff Coe | 8 Q. A. Shakoor II |
| 2 Eric Marcus | 9 Terrance McCarthy |
| 3 Michael Shields | 10 Dennis Wiser |
| 4 Jim Kaplan | 11 Gregory T. Holding |
| 5 David L. Maack | 12 Aron Wisneski |
| 6 Sandy J. Weidner | 13 James T. Spangenberg |
| 7 Raymond DeHahn | 14 Ronald D. Hart |
| 15 Robert Mozol | |



Part One Crimes Reported & Part One Crimes Clearance Rate

Violent Crimes Reported

	2010	2009	2008	2007	2006	2010 vs. 2009
Homicides	8	3	10	7	7	167%
Rapes	15	18	18	30	15	-16.6%
Robbery	201	222	293	281	245	-9.4%
Aggravated Assaults	159	186	220	192	207	-14.5%
Total Violent Crimes	383	429	541	510	474	-10.7%

Property Crimes Reported

	2010	2009	2008	2007	2006	2010 vs. 2009
Burglary	971	1,133	1,299	945	1,113	-14.2%
Theft	2,279	2,256	2,431	2,766	3,116	1%
Motor Vehicle Theft	156	141	200	267	365	10.6%
Arson	12	18	27	27	26	-33.3%
Total Property Crimes	3,418	3,548	3,957	4,005	4,620	-3.6%
Total Part 1-Crimes	3,801	3,977	4,498	4,515	5,094	-4.4%

Violent Crime Clearances

	2010 Cases Cleared	2010 Clearance Rate	2009 Cases Cleared	2009 Clearance Rate
Homicides	7	87.5%	4	133%
Rapes	4	26.6%	6	33.3%
Robbery	83	41.2%	77	34.7%
Aggravated Assaults	134	84.3%	129	69.4%
Total Violent Crimes	228	59.4%	216	50.3%

Property Crime Clearances

	2010 Cases Cleared	2010 Clearance Rate	2009 Cases Cleared	2009 Clearance Rate
Burglary	245	25.2%	267	23.5%
Theft	633	27.8%	625	27.7%
Motor Vehicle Theft	27	17.3%	40	28.4%
Arson	0	0%	1	5.6%
Total Property Crimes	905	26.5%	933	26.3%
Total Part 1-Clearances	1230	32.3%	1149	28.9%



Motor Vehicle Crashes

	2010	2009	2010 vs. 2009
Fatal Crashes	2	3	-33%
Injury Crashes	405	425	-5%
Property Damage Crashes	1249	1405	-11%
Hit and Run Crashes	735	774	-5%
Total Traffic Crashes	2391	2607	-8%

City Of Racine Municipal Violations (UMCC) for the Year 2010

CITY ORDINANCE	ORD. NUMBER	JAN	FEB	MAR	APR	MAY	JUNE	JULY	AUG	SEPT	OCT	NOV	DEC	TOTAL
All Alcohol Beverage Violations	[6-2 - 6-58]	50	38	53	37	56	28	44	36	17	27	28	21	435
All other Liquor Violations	[6-82- 6-167]	0	0	0	0	8	0	0	0	0	0	0	0	8
Entertainment Violations	[6-194 -a-c]	0	0	0	0	0	0	0	2	0	0	0	0	2
Animal License Violations	[10-36 - 10-40]	12	3	10	17	9	12	13	8	5	7	8	2	106
Animal Care/Control Viol.	[10-61 - 10-72]	10	1	3	9	4	7	10	9	4	6	5	3	71
Animal Rabies/Vaccination Viol.	[10-96-10-102]	7	3	6	8	9	12	11	6	3	4	3	1	73
Building Code Violation	[18-27 - 18-813]	11	1	0	0	1	0	0	1	0	0	1	0	15
Business,Occup,Profess. Licenses	[22-26 - 22-1192]	0	0	0	0	3	0	1	0	0	0	0	0	4
Cemetery Violations	[30-001 - 30-124]	0	0	2	0	0	0	0	0	1	0	0	0	3
Audible Alarms Violations	[38-036 - 38- 039]	0	0	0	0	0	0	0	0	0	0	0	0	0
Enviroment Viol - Nulsances Viol.	[42-01 - 42-36]	0	0	0	0	0	0	0	0	4	0	0	0	4
Enviroment Viol - Weed control Viol.	[42-56 - 42-62]	0	0	0	0	0	0	0	0	0	0	0	0	0
Enviroment Viol - All other Violations	[42-86 - 42-88]	0	0	0	0	0	0	0	0	0	0	0	0	0
Unreasonable Amplification -	[42-128 - 42-144]	3	7	6	9	8	13	9	13	1	3	2	3	77
Fire Prevention /Protection Viol.	[50-1 - 50-269]	5	4	2	3	1	3	1	4	3	1	2	1	30
Disorderly Conduct	[66-31 - 66-34]	49	87	81	66	84	53	85	54	83	55	41	56	794
Harassing Phone Calls	[66-033]	3	0	0	2	1	2	1	4	2	1	2	7	25
Weapons Violations	[66-57 - 66-60]	2	0	2	3	3	3	1	1	1	1	4	0	21
Obstruction of Public Ways	[66-107 - 66-135]	11	7	10	14	11	23	17	14	9	22	5	6	149
Trespassing Violations	[66-136 - 66-137]	15	8	21	11	8	14	7	13	7	9	14	1	128
Resisting Arrest	[66-162]	12	12	16	15	17	13	12	16	20	24	14	21	192
Failure to aid Law Enforcement	[66-161 - 66-164]	0	0	0	0	0	0	0	0	0	0	0	1	1
Obstructing	[66-165]	0	0	0	0	0	2	0	0	0	0	1	0	3
Vandalism Violations	[66-186 - 66-196]	2	0	3	2	6	4	2	2	1	3	4	6	35
Theft	[66-211 - 66-228]	12	10	13	11	15	19	12	9	16	11	14	14	156
Possession Marjuna	[66-261]	3	2	0	2	3	1	5	2	2	1	5	1	27
Possession Drug Paraphernalia	[66-271]	0	0	0	0	0	0	0	0	0	0	0	0	0
Gambling Violations	[66-296 - 66-299]	0	0	6	0	0	0	0	0	0	0	0	2	8
Prostitution Violations	[66-321 - 66-322]	1	0	0	2	1	0	0	0	0	0	0	0	4
Disorderly House -	[66-347]	1	1	2	0	2	1	1	0	0	1	0	0	9
Littering -	[66-371 - 66-372]	1	1	3	2	1	3	1	1	3	2	0	0	18
Curfew - Minor	[66-396]	13	9	8	8	30	34	38	53	25	24	13	15	270
Curfew - Parent	[66-397]	1	3	3	0	4	0	1	18	5	9	1	2	47
Picketing Violations	[66-422 - 66-423]	0	0	0	0	0	0	0	0	0	0	0	0	0
Fraud - Violations	[66-456 - 66-490]	0	0	0	0	0	0	0	1	0	0	0	0	1
Fire Work Violations	[66-516]	2	0	0	0	0	3	36	1	1	0	0	0	43
Skate Board Violations	[66-542]	0	0	0	0	0	0	0	0	0	0	0	0	0
Worthless Checks	[66-566]	0	0	0	0	0	0	0	0	0	0	0	0	0
911- Non-Emergency Use	[66-592]	1	3	6	2	4	4	5	2	3	2	0	2	34
Tobacco Products Poss. By Minor	[66-647]	13	7	21	19	0	12	6	2	19	20	5	9	133
Sale of Tobacco Products to Minor	[66-667]	2	0	1	2	12	0	6	0	0	0	0	4	27
Truancy	[66-802,803-807]	129	142	181	134	119	33	2	0	155	160	183	94	1332
Habitual Truancy	[66-802]	1	4	1	2	4	1	0	0	2	0	0	3	18
Park Violations	[70-76 - 70-132]	1	0	0	2	1	4	5	1	2	0	4	0	20
Snow on SideWalk	[82-109]	0	0	0	0	0	0	0	0	0	0	0	0	0
Solid Waste Violations	[78-2 - 78-117]	3	0	0	2	0	0	0	0	0	0	0	0	5
ALL OTHER VIOLATIONS		0	5	10	1	12	10	6	5	8	3	2	7	69
2010		376	358	470	385	437	314	338	278	402	396	361	282	4,397
2009		323	406	438	369	437	349	373	304	389	376	326	270	4,360
Percent of Change are not available		16.4%	-11.8%	7.3%	4.3%	0.0%	-10.0%	-9.4%	-8.6%	3.3%	5.3%	10.7%	4.4%	0.8%

NOTE: THE YELLOW HIGHLIGHTED ARE CITY ORDINANCES THAT ARE USUALLY ISSUED BY OTHER CITY DEPARTMENTS




UNIFORM TRAFFIC CITATIONS (UTC) YEAR 2010

**TYPE OF VIOLATION	1st Shift	2nd Shift	3rd Shift	2010 Totals	2009 Totals	Percent of Change
Registration of Vehicle Violations	482	916	448	1846	1887	-2.2%
Operators License Violations	938	1585	1013	3536	2841	24.5%
Improper Lane Usage	182	143	49	374	392	-4.6%
Right Of Way- (FYRW)	200	171	15	386	362	6.6%
Right Of Way-Pedestrian (FYRW)	11	14	9	34	32	6.3%
Turning & Stopping Violations	151	161	78	390	486	-19.8%
Required Stops Violations	116	137	65	318	279	14.0%
Restrictions on Stopping&Parking	6	13	22	41	132	-68.9%
Speeding Violations	687	562	143	1392	2229	-37.6%
Reckless Driving	26	21	22	69	99	-30.3%
O.V.W.I - Violations	61	73	87	221	202	9.4%
Accident & Accident Report Viol	86	86	43	215	196	9.7%
ALL OTHER VIOLATION	181	159	94	434	629	-31.0%
Radio Amplification Violations	15	79	59	153	98	56.1%
SeatBelt Violations	211	446	503	1160	1121	3.5%
Equipment Violations	255	300	684	1239	1167	6.2%
2010 Totals	3,608	4,866	3334	11,808	12,152	-2.8%
2009 Totals	3,364	5,018	3770	12,152		
PERCENT OF CHANGE	7.3%	-3.0%	-11.6%			



Officer Issued Parking Enforcement

TYPE OF VIOLATIONS	2010	2009	% Change
Meter Violations	284	44	545.45%
Overtime Parking	25	14	78.57%
No Parking Area	431	501	-13.97%
Loading Zone Violations	8	10	-20.00%
Street Storage	20,042	18,150	10.42%
Parking Prohibited	464	623	-25.52%
Restricted Parking	161	248	-35.08%
Improper Parking	630	1,474	-57.26%
Abandoned Vehicles	603	1,022	-41.00%
Winter/Snow Violation	305	76	301.32%
School Zone Violations	530	355	49.30%
Tow Away Zone	194	114	70.18%
Misc. Violations	481	1,069	-55.00%
***** TOTALS *****	24,158	23,700	1.93%



Racine Police Department

730 Center Street

Racine, Wisconsin 53403

262-635-7700

All questions or comments regarding this report should be directed to Sergeant Martin Pavilonis, Public Information Officer (262) 635-7772.