

2011



Kurt S. Wahlen, Chief of Police

A
N
N
U
A
L

R
E
P
O
R
T



Kurt S. Wahlen
Chief of Police

The Police Department faced a number of challenges in 2011, but these challenges did not inhibit our progress. In 2011, the Racine Police Department made advancements with technology, physically moved its dispatch operation to the Racine County Combined Dispatch Center, held a successful fund raiser for a second police canine that resulted in not only a second, but a third canine. Furthermore, we remodeled the front counter area of the Public Safety Building.

Unfortunately, Part One Crimes for 2011 increased by 4%, due in part to a notable increase in burglaries. The burglaries reported during 2011 increased from 971 to 1239 – a 28% rise that followed a double digit percentage decrease in burglaries over the prior two years. The clearance rate for burglaries in 2011 remained high with an impressive 33% clearance rate. On a more positive note, the number of Violent Crimes reported continued to decline. There was a 13% reduction from 2010 to 2011. Homicides, robberies and aggravated assaults were all down for 2011. The city of Racine continues to see a long-term trend of violent crime reduction. The key to successful crime reduction remains rooted in Department and community cooperation.

A 20-year discussion about a Racine County combined dispatch operation became reality in 2011. In September 2011, the Racine Police Department dispatch center became the final agency dispatch center absorbed by the Racine County Communications Department. A single point of contact is now available for those served by police and fire agencies in Racine County. The consolidation of communications services encompassed years of debate, planning and difficult work by many individuals in several jurisdictions, but this hard work led to success.

One of the noteworthy technological advances achieved by the Department during 2011 was the addition of Automated License Plate Readers or ALPR. The Department installed Automated License Plate Readers on four marked cars in the fall of 2011. This was possible through a grant facilitated by Senator Kohl. The Automated License Plate Reader (ALPR) system consists of a camera unit, or units, mounted to a vehicle linked to a computer. The camera system captures license plates numbers which are then compared to a “hot list” of vehicles of interest to law enforcement (stolen autos or plates, wanted persons, suspended registration). The officer is alerted to the hits, and the officer determines the appropriate response. The system can process about 1,000 plates per

hour. The Department's utilization of the ALPR system will increase officer productivity and effectiveness.

The value of canines to law enforcement has long been recognized by the Department. In the late summer, concerned citizens began fund raising to purchase a second patrol canine for the Department. The current financial circumstances are lean, and the funds necessary for the purchase and training for a police canine are considerable. This fund raiser was bolstered by the contribution of \$40,000 from Jennifer Johnson. This generous donation made the additional canine a reality. Shortly after making the first donation, Mrs. Johnson provided an additional donation for a third canine. We are grateful to her for the donations as these canine units will enhance the safety of our officers and be a valuable tool in our crime-fighting efforts.

The front counter or public service area of the Safety Building was remodeled late in 2011. The original 1968 public service counter design never anticipated computers, ergonomics or individual privacy. Several simple design changes such as fixed desks at the counter and a carpeted work area were implemented. These basic changes will provide citizens with privacy in carrying out their police-related business, improve employee efficiency and provide adequate space for modern technology.


I would like to thank the citizens of Racine and every member of the Racine Police Department for the opportunity to serve them as Chief of Police. I retired from my position as Chief of Police in May of 2011. The Police and Fire Commission brought me back as the Interim Chief to assist with the Department's entry into combined dispatch and to draft and defend the Department's 2012 budget while the Commission began a search for my replacement. In closing, I would also like to recognize the Police and Fire Commission and the leadership of Mr. Charlie Johnson. Without the Commission's support and direction, the Police Department could not have achieved any of the successes mentioned here or those during the previous years that I had the privilege to be Chief of Police.

Kurt S. Wahlen
Chief of Police

Command Staff



Arthel Howell
Deputy Chief
Investigations



John Polzin
Deputy Chief
Professional Standards




Mark Schulz
Deputy Chief
Support Services



David Smetana
Deputy Chief
Patrol


Shift/Unit Commanders




Todd Schulz
Lieutenant
First Shift Patrol



Carlos López
Lieutenant
Second Shift Patrol



Mark Esch
Lieutenant
Community
Policing



William Macemon
Lieutenant
Third Shift Patrol

Unit Commanders



Kurt Maurer
Lieutenant
Technology



Chuck Weitzel
Lieutenant
Planning



John Scharping
Lieutenant
Investigations



Steve Wagner
Lieutenant
Internal Affairs



Aldred Days
Lieutenant
Training



Mike Polzin
Lieutenant
Special
Investigations



Retirements and Promotions

Retirements

Thomas Christensen

James Dobbs

Ray Knapp

Steve Hurley

James Prioletta

Kurt Wahlen

Promotions

Mike Ditscheit to Traffic Investigator

Todd Johnson to Investigator

Chad Stillman to Investigator

Steve Fish to Sergeant

Joe Stevens to Sergeant

Mike Vanko to Sergeant

John Pomeroy to Sergeant

William Macemon to Lieutenant

John Scharping to Lieutenant

Steve Wagner to Lieutenant

Chuck Weitzel to Lieutenant

John Polzin to Deputy Chief

Mark Schulz to Deputy Chief

John Dickert

Mayor of Racine



Board of Police and Fire Commissioners

Marie Black

Melvin Hargrove

Charles Johnson

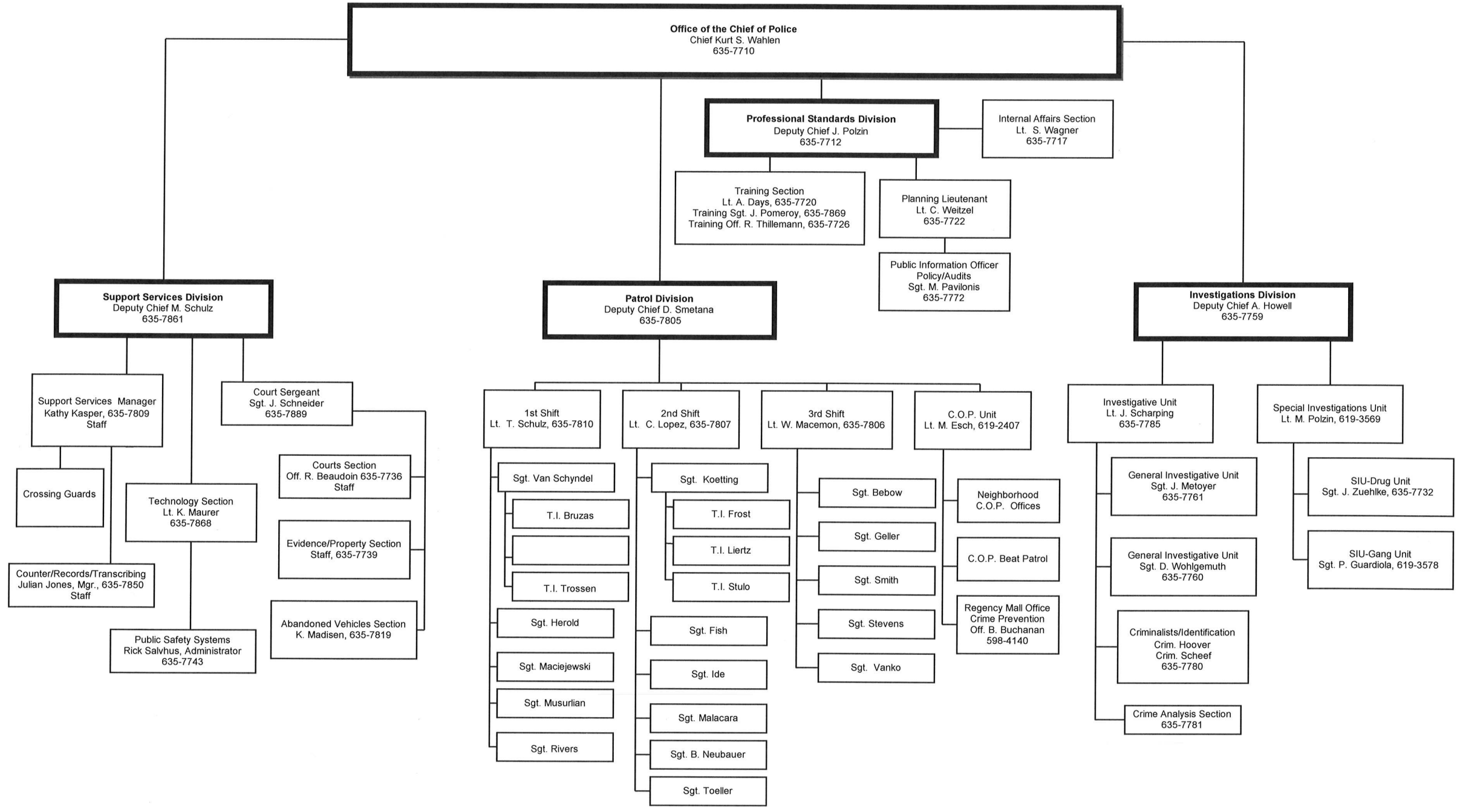
Keith Rogers

Van Wanggaard

Racine Common Council

- | | |
|------------------------------------|-------------------------------|
| 1. O. Keith Fair | 9. Terrence McCarthy |
| 2. Eric Marcus | 10. Dennis Wisner |
| 3. Michael D. Shields | 11. Gregory T. Holding |
| 4. Jim Kaplan | 12. Aron Wisneski |
| 5. Melissa Kaprelian-Becker | 13. Jim Morgenroth |
| 6. Sandy J. Weidner | 14. Ronald D. Hart |
| 7. Raymond DeHahn | 15. Robert Mozol |
| 8. Q.A. Shakoor II | |

RACINE POLICE DEPARTMENT



November 15, 2011



Part One Crimes Reported & Part One Crimes Clearance Rate

Violent Crimes Reported

	2011	2010	2009	2008	2007	2011 vs. 2010
Homicides	5	9	3	10	7	-44%
Rapes	23	15	18	18	30	53%
Robbery	186	201	222	293	281	-8%
Aggravated Assaults	119	159	186	220	192	-25%
Total Violent Crimes	333	384	429	541	510	-13%

Property Crimes Reported

	2011	2010	2009	2008	2007	2011 vs. 2010
Burglary	1,239	971	1,133	1,299	945	28%
Theft	2,227	2,279	2,256	2,431	2,766	-2%
Motor Vehicle Theft	139	156	141	200	267	-11%
Arson	15	12	18	27	27	25%
Total Property Crimes	3,620	3,418	3,548	3,957	4,005	6%
Total Part 1-Crimes	3,953	3,802	3,977	4,498	4,515	4%

Violent Crime Clearances

	2011 Cases Cleared	2011 Clearance Rate	2010 Cases Cleared	2010 Clearance Rate
Homicides	7	100%	7	78%
Rapes	13	57%	4	27%
Robbery	80	43%	83	41%
Aggravated Assaults	94	79%	134	84%
Total Violent Crimes	194	58%	228	59%

Property Crime Clearances

	2011 Cases Cleared	2011 Clearance Rate	2010 Cases Cleared	2010 Clearance Rate
Burglary	405	33%	245	25%
Theft	617	28%	633	28%
Motor Vehicle Theft	41	29%	27	17%
Arson	0	0%	0	0%
Total Property Crimes	1,063	29%	905	27%
Total Part 1-Clearances	1,257	32%	1133	30%




City of Racine Crime History 1965 to 1991

<i>Year</i>	<i>Total Calls</i>	<i>Property Crimes</i>	<i>Violent Crimes</i>	<i>Part One Crimes</i>	<i>Homicide</i>	<i>Rape</i>	<i>Robbery</i>	<i>Aggravated Assault</i>	<i>Burglary</i>	<i>Theft</i>	<i>Auto Theft</i>	<i>Arson</i>
1965	Unknown	3,002	328	3,330	7	4	90	227	503	2,278	221	N/A
1966	38,462	3,459	386	3,845	4	9	95	278	627	2,557	275	N/A
1967	40,881	3,787	388	4,175	2	11	179	196	979	2,551	257	N/A
1968	42,673	4,535	421	4,956	5	14	149	253	1,040	3,181	313	N/A
1969	46,297	4,702	469	5,171	7	17	145	300	1,087	3,245	370	N/A
1970	51,260	5,413	535	5,948	8	18	253	256	1,153	3,836	424	N/A
1971	48,024	5,855	511	6,366	13	14	226	258	1,467	4,046	342	N/A
1972	50,839	4,887	545	5,432	16	25	239	265	1,376	3,210	301	N/A
1973	54,711	6,095	654	6,749	4	30	287	333	1,798	3,948	349	N/A
1974	57,847	7,637	819	8,456	19	39	380	381	2,617	4,563	457	N/A
1975	54,701	7,817	714	8,531	11	36	307	360	2,542	4,941	334	N/A
1976	57,115	7,052	617	7,669	10	41	244	322	1,980	4,768	304	N/A
1977	54,465	6,141	485	6,626	6	30	174	275	1,829	4,073	239	N/A
1978	65,227	6,114	509	6,623	13	37	180	279	1,786	4,051	277	N/A
1979	74,374	6,136	632	6,788	5	58	193	376	1,835	4,044	257	N/A
1980	68,186	7,539	605	8,144	6	37	241	321	2,342	4,901	296	N/A
1981	63,651	7,026	540	7,566	2	31	216	291	2,285	4,540	201	N/A
1982	63,155	6,973	644	7,617	5	28	203	408	2,033	4,772	168	N/A
1983	61,442	5,949	632	6,581	6	34	235	357	1,622	4,167	160	N/A
1984	69,863	6,891	920	7,811	1	31	283	505	2,008	4,551	282	50
1985	75,254	6,604	702	7,306	3	23	273	403	2,022	4,244	297	41
1986	75,347	6,383	978	7,361	5	78	329	566	2,033	3,988	257	105
1987	74,953	6,148	700	6,848	4	96	228	372	1,614	4,140	349	45
1988	81,451	6,234	581	6,815	7	88	244	242	1,654	4,195	332	53
1989	95,342	6,884	765	7,649	6	54	310	395	1,819	4,526	494	45
1990	97,235	6,422	759	7,181	10	26	307	416	1,647	4,334	394	47
1991	99,903	7,258	865	8,123	9	33	377	446	1,644	4,547	1,015	52



City of Racine Crime History 1992 to 2011

<i>Year</i>	<i>Total Calls</i>	<i>Property Crimes</i>	<i>Violent Crimes</i>	<i>Part One Crimes</i>	<i>Homicide</i>	<i>Rape</i>	<i>Robbery</i>	<i>Aggravated Assault</i>	<i>Burglary</i>	<i>Theft</i>	<i>Auto Theft</i>	<i>Arson</i>
1992	95,746	6,029	797	6,826	10	24	345	418	1,341	3,913	719	56
1993	92,873	5,818	705	6,523	9	18	325	353	1,288	4,014	474	42
1994	94,081	5,987	750	6,737	17	23	375	335	1,401	3,968	576	42
1995	89,136	5,397	817	6,214	11	23	373	410	1,105	3,720	523	49
1996	84,812	5,614	658	6,272	13	17	316	312	1,167	3,744	660	43
1997	83,299	5,497	651	6,148	11	12	302	326	1,118	3,767	573	39
1998	80,599	5,222	590	5,812	8	26	278	278	1,147	3,483	538	54
1999	80,269	4,754	472	5,226	6	13	222	231	943	3,315	469	27
2000	85,873	5,099	512	5,611	4	14	256	238	1,195	3,293	587	24
2001	88,772	5,325	609	5,934	4	20	340	245	1,174	3,622	505	24
2002	86,797	4,370	407	4,777	3	26	226	152	967	3,027	358	18
2003	83,279	4,323	316	4,639	3	21	205	87	836	3,055	399	33
2004	82,133	4,580	347	4,927	5	20	228	94	1,016	3,159	383	22
2005	79,781	4,584	390	4,974	16	31	241	102	983	3,235	340	26
2006	82,604	4,620	474	5,094	7	15	245	207	1,113	3,116	365	26
2007	81,086	4,005	509	4,514	6	30	281	192	945	2,766	267	27
2008	79,060	3,957	541	4,498	10	18	293	220	1,299	2,431	200	27
2009	73,804	3,548	429	3,977	3	18	222	186	1,133	2,256	141	18
2010	71,760	3,418	384	3,802	9	15	201	159	971	2,279	156	12
2011	67,366	3,620	333	3,953	5	23	186	119	1,239	2,227	139	15



Motor Vehicle Crashes

	2011	2010	2011 vs. 2010
Fatal Crashes	4	2	100%
Injury Crashes	337	405	-17%
Property Damage Crashes	1253	1249	0%
Hit and Run Crashes	616	735	-16%
Total Traffic Crashes	2210	2391	-8%

City Of Racine Municipal Violations (UMCC) for the Year 2011

CITY ORDINANCE	ORD. NUMBER	JAN	FEB	MAR	APR	MAY	JUNE	JULY	AUG	SEPT	OCT	NOV	DEC	TOTAL
All Alcohol Beverage Violations	[6-2 - 6-58]	34	14	22	26	49	15	26	42	20	13	15	10	286
All other Liquor Violations	[6-82- 6-167]	2	1	3	0	0	0	4	0	1	0	0	0	11
Entertainment Violations	[6-194 -a-c]	0	0	0	0	0	0	0	0	0	0	0	0	0
Animal License Violations	[10-36 - 10-40]	9	9	7	13	20	15	14	14	10	9	5	7	132
Animal Care/Control Viol.	[10-61 - 10-72]	3	3	6	3	6	12	8	10	8	5	5	1	70
Animal Rabies/Vaccination Viol.	[10-96-10-102]	0	2	5	16	16	11	10	12	7	5	5	6	95
Building Code Violation	[18-27 - 18-813]	1	0	0	0	0	0	0	0	0	0	0	0	1
Business,Occup,Profess. Licenses	[22-26 - 22-1192]	0	1	0	0	4	0	2	1	0	2	0	0	10
Cemetery Violations	[30-001 - 30-124]	0	0	0	0	0	0	0	0	0	0	0	0	0
Audible Alarms Violations	[38-036 - 38- 039]	0	0	0	0	0	0	0	0	0	0	0	0	0
Enviroment Viol - Nulsances Viol.	[42-01 - 42-36]	0	0	0	0	0	1	0	1	0	0	0	0	2
Enviroment Viol - Weed control Viol.	[42-56 - 42-62]	0	0	0	0	0	0	0	0	0	0	0	0	0
Enviroment Viol - All other Violations	[42-86 - 42-88]	0	0	0	0	0	0	0	0	0	0	0	0	0
Unreasonable Amplification -	[42-128 - 42-144]	3	5	6	6	5	4	8	12	3	5	8	1	66
Fire Prevention /Protection Viol.	[50-1 - 50-269]	0	2	2	4	3	5	0	4	0	2	3	0	25
Disorderly Conduct	[66-31 - 66-34]	43	51	61	56	83	70	61	45	78	70	43	56	717
Harassing Phone Calls	[66-033]	4	0	4	0	0	1	0	0	0	2	0	0	11
Weapons Violations	[66-57 - 66-60]	1	2	1	7	1	3	1	1	4	1	1	1	24
Obstruction of Public Ways	[66-107 - 66-135]	6	6	15	8	65	22	31	29	16	12	9	15	234
Trespassing Violations	[66-136 - 66-137]	12	7	15	9	6	13	9	7	7	18	3	10	116
Resisting Arrest	[66-162]	20	13	10	10	19	20	17	7	20	22	10	22	190
Failure to aid Law Enforcement	[66-161 - 66-164]	1	0	0	0	0	0	1	0	0	1	0	0	3
Obstructing	[66-165]	0	0	0	0	0	0	0	0	0	1	1	0	2
Vandalism Violations	[66-186 - 66-196]	0	3	1	1	2	5	1	4	3	3	1	3	27
Theft	[66-211 - 66-228]	17	5	11	11	14	7	8	11	16	9	10	13	132
Possession Marijuana	[66-261]	0	1	5	1	0	5	4	2	0	2	1	5	26
Possession Drug Paraphernalia	[66-271]	0	0	0	0	0	0	0	0	0	0	0	0	0
Gambling Violations	[66-296 - 66-299]	0	0	2	0	0	0	0	0	0	0	0	0	2
Prostitution Violations	[66-321 - 66-322]	2	0	0	2	0	0	2	0	0	0	0	1	7
Disorderly House -	[66-347]	3	1	5	0	2	1	0	0	0	0	0	0	12
Littering -	[66-371 - 66-372]	0	1	3	9	0	0	2	1	1	4	1	1	23
Curfew - Minor	[66-396]	22	16	21	18	28	47	43	46	12	9	16	7	285
Curfew - Parent	[66-397]	6	2	0	1	5	5	3	3	0	1	1	0	27
Picketing Violations	[66-422 - 66-423]	0	0	0	0	0	0	0	0	0	0	0	0	0
Fraud - Violations	[66-456 - 66-490]	0	1	0	0	0	0	0	0	0	0	0	0	1
Fire Work Violations	[66-516]	0	0	0	0	4	1	19	0	1	0	3	0	28
Skate Board Violations	[66-542]	0	0	0	0	0	1	2	0	0	0	0	0	3
Worthless Checks	[66-566]	0	0	0	0	0	0	0	0	0	0	0	0	0
911- Non-Emergency Use	[66-592]	3	2	5	3	1	2	1	4	0	1	3	1	26
Tobacco Products Poss. By Minor	[66-647]	4	8	17	9	12	9	5	5	5	23	4	7	108
Sale of Tobacco Products to Minor	[66-667]	0	0	0	0	0	0	2	0	0	1	0	0	3
Truancy	[66-802,803-807]	111	108	160	55	113	45	0	0	106	115	95	49	957
Habitual Truancy	[66-802]	3	1	3	3	0	1	0	0	1	1	1	3	17
Park Violations	[70-76 - 70-132]	0	0	0	0	2	10	6	3	3	0	1	0	25
Snow on SideWalk	[82-109]	0	1	0	0	0	0	0	0	0	0	0	0	1
Solid Waste Violations	[78-2 - 78-117]	0	0	0	0	0	2	0	0	0	0	0	0	2
ALL OTHER VIOLATIONS		7	0	8	2	4	4	0	4	3	1	2	3	38
2011		317	266	398	273	464	337	290	268	325	338	247	222	3,745
2010		376	358	470	385	437	315	338	278	402	396	361	282	4,400
Percent of Change 2010 TO 2011		-15.7%	-25.7%	-15.3%	-29.1%	6.2%	7.0%	-14.2%	-3.6%	-19.2%	-14.6%	-31.6%	-21.3%	-14.9%

NOTE: THE YELLOW HIGHLIGHTED ARE CITY ORDINANCES THAT ARE USUALLY ISSUED BY OTHER CITY DEPARTMENTS




UNIFORM TRAFFIC CITATIONS (UTC) YEAR 2011

**TYPE OF VIOLATION	1st Shift	2nd Shift	3rd Shift	2011 Totals	2010 Totals	Percent of Change
Registration of Vehicle Violations	489	976	611	2076	1846	12.5%
Operators License Violations	1081	2024	1510	4615	3536	30.5%
Improper Lane Usage	176	148	83	407	374	8.8%
Right Of Way- (FYRW)	166	162	67	395	386	2.3%
Right Of Way-Pedestrian (FYRW)	5	3	5	13	34	-61.8%
Turning & Stopping Violations	84	150	81	315	390	-19.2%
Required Stops Violations	55	83	99	237	318	-25.5%
Restrictions on Stopping&Parking	5	14	3	22	41	-46.3%
Speeding Violations	617	631	247	1495	1392	7.4%
Reckless Driving	48	58	33	139	69	101.4%
O.V.W.I - Violations	18	76	80	174	221	-21.3%
Accident & Accident Report Viol	71	75	48	194	215	-9.8%
ALL OTHER VIOLATION	123	160	94	377	434	-13.1%
Radio Amplification Violations	12	51	35	98	153	-35.9%
SeatBelt Violations	126	345	300	771	1160	-33.5%
Equipment Violations	202	296	618	1116	1239	-9.9%
2011 Totals	3,278	5,252	3914	12,444	11,808	5.4%
2010 Totals	3,608	4,866	3334	11,808		
PERCENT OF CHANGE	-9.1%	7.9%	17.4%			



Officer Issued Parking Enforcement

TYPE OF VIOLATIONS	2011	2010	% Change
Meter Violations	342	284	20.42%
Overtime Parking	21	25	-16.00%
No Parking Area	358	431	-16.94%
Loading Zone Violations	14	8	75.00%
Street Storage	20,441	20,042	1.99%
Parking Prohibited	401	464	-13.58%
Restricted Parking	102	161	-36.65%
Improper Parking	613	630	-2.70%
Abandoned Vehicles	727	603	20.56%
Winter/Snow Violation	74	305	-75.74%
School Zone Violations	204	530	-61.51%
Tow Away Zone	127	194	-34.54%
Misc. Violations	416	481	-13.51%
***** TOTALS *****	23,840	24,158	-1.32%



Racine Police Department
730 Center Street
Racine, Wisconsin 53403
262-635-7700

All questions or comments regarding this report should be directed to Sergeant Martin Pavilonis, Public Information Officer (262) 635-7772.